



TSE Industries, Inc.

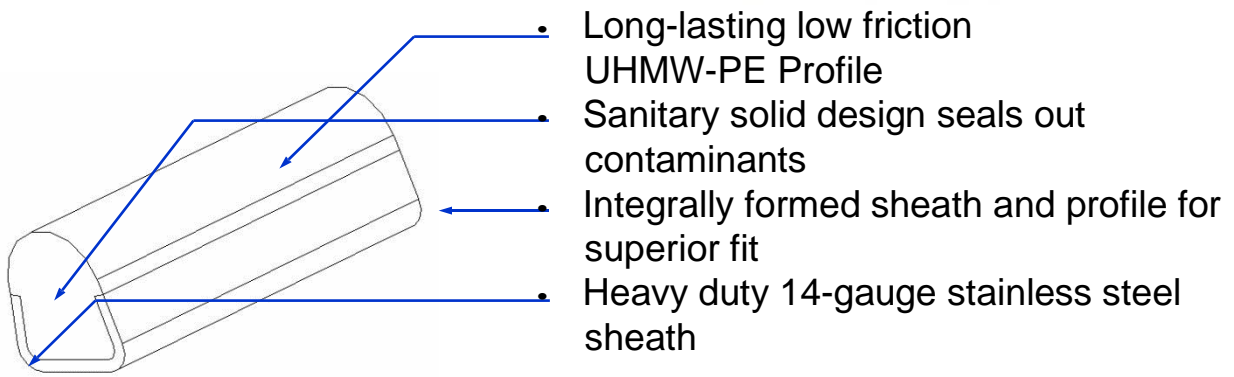
Conveyor Components

800-237-7634

TABLE OF CONTENTS

Adjusting Rods.....	37-38, 66-73	Rod Ends.....	74
Adjusting Rod Protective Caps.....	65	Rod Mounts.....	56
Backing Plate.....	75	Roll End Bearings.....	104-107
Bearings.....	76-78, 81-82	Roll End Bearings, ABS.....	108-115
Bearings, ABS.....	108-115	Roll End Bearings, Hex.....	103
Bearings, Roll End.....	104-107	Roll End for Metal Tubing, Nylon.....	116-117
Blocks.....	79-80, 83	Roller, Combiner.....	118
Bracket Body.....	60	Roller, PVC.....	99
Bracket, Guide Rail.....	54-55, 61	Roller Shaft, Round.....	100
Bracket, Lane Dividing.....	35	Safety Cap.....	65
Bracket, Quick-Change™.....	58-59	Safety Handles.....	93-95
Bracket, Stainless Steel.....	53-54	Sensor Mount.....	51
Bracket, Swivel.....	57,60, 62	Serpentine UHMW.....	28
Bracket, Metal "L".....	47	Side Plow.....	33-34
Clamp, Double Rail.....	49	Spacer.....	64
Clamp, Self-Adjusting.....	52	Stacking Ring.....	64
Clamp, Single Rail.....	50	Stub Shafts.....	101-102
Clamp, Vise.....	52	Swivel Cap.....	62
Combiner Roller.....	118	Swivel Cap Assembly.....	62-63
Compression Clip.....	75	Threaded Tube End.....	119-120
Corner Clip.....	35	Tube Cap.....	118
Cross Blocks.....	36,39-40	Tube End, Threaded.....	119-120
Extrusions.....	26-28	Tube Profiles.....	84-85
Fast Frame Panel Clamps.....	92	UHMW Extrusions.....	26-28
FastRail.....	29-35	UHMW, Serpentine.....	28
Guide Rails.....	4-25	Vise Clamp.....	52
Guide Rail Bracket.....	54-55, 61		
Hex Roll End Bearing.....	103	Enhanced Buyers Guide.....	138-163
Knobs.....	39, 64	- with Valu Guide® Cross Reference	
Nose Plow.....	33-34		
"L" Bracket, Metal.....	47		
"L" Bracket Kits.....	48		
Lane Dividing Bracket.....	35		
Levelers.....	121-132		
Leveler, Custom.....	133		
Post Cap/Bearing Head.....	134		
Protective Cap.....	65		
PVC Roller.....	99		
Quick-Change™ Bracket.....	58-59		
Rails.....	4-25		
Rail Clamp.....	36		
Rail Splice.....	51		
Ratchet Handles.....	41-46, 48		
Ring, Stacking.....	64		

GUIDE RAILS



- A general purpose guiding surface for minimum container contact.
- Low friction quality of this rail fosters production at higher speeds with minimal noise, drag, or container damage.
- Provides rigid, streamlined support for various loads at a variety of speeds.

These USDA-approved designs eliminate the chance of contamination by sealing out liquids and debris, making it easy to maintain a clean, sanitary surface.



- Polyethylene UHMW-PE — a general purpose guiding surface for minimum container contact; natural UHMW



- Uhmw #703 Grey Lube — a polymer containing food grade lubricants to enhance non-stick properties; gray UHMW



- Uhmw Black # 912 Static Dissipative — a UHMW polymer with permanent antistatic surface for applications desiring static electricity reduction; black UHMW

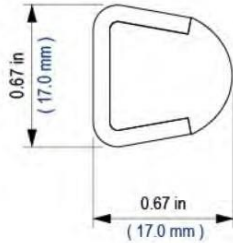


- Uhmw #321 Blue Slide — a dry, solid lubricant with special fillers and a superior coefficient of friction; blue UHMW

SOLID GUIDE RAILS

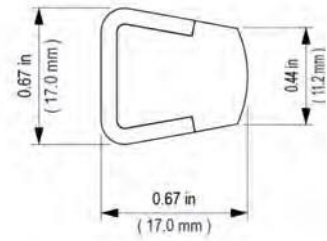
Material: Polyethylene UHMW-PE with molecular density of 5,600,000 g/mol
14-gauge stainless steel sheath

ROUND



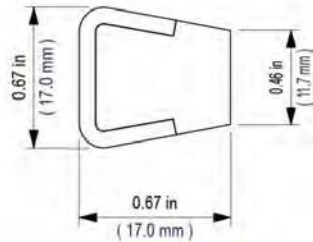
Part No.	Length	Material
TSESSRS08	8'	Stainless/UHMW
TSESSRS10	10'	
TSESSRS12	12'	
TSESSRS20	20'	

MODIFIED



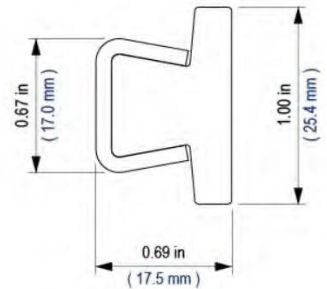
Part No.	Length	Material
TSESSMS08	8'	Stainless/UHMW
TSESSMS10	10'	
TSESSMS12	12'	
TSESSMS20	20'	

FLAT



Part No.	Length	Material
TSESSFS08	8'	Stainless/UHMW
TSESSFS10	10'	
TSESSFS12	12'	
TSESSFS20	20'	

WIDE FLAT



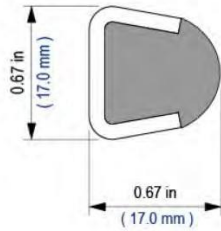
Part No.	Length	Material
TSESSWFS08	8'	Stainless/UHMW
TSESSWFS10	10'	
TSESSWFS12	12'	
TSESSWFS20	20'	

SOLID GUIDE RAILS

TSE SOLID LUBRICANT RAILS

Usage: A general purpose guiding surface for minimum container contact

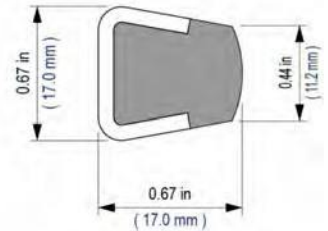
Material: Stainless steel housing with gray UHMW-PE containing food grade lubricants



ROUND

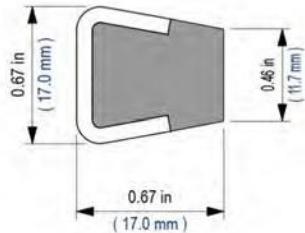
Part No.	Length	Material
TSESSRSMS08	8'	Stainless/UHMW
TSESSRSMS10	10'	
TSESSRSMS12	12'	
TSESSRSMS20	20'	

MODIFIED



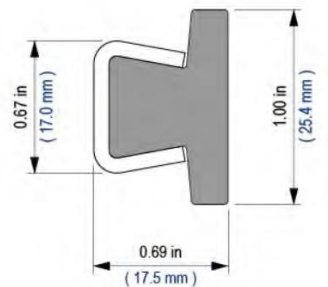
Part No.	Length	Material
TSESSMSMS0	8'	Stainless/UHMW
TSESSMSMS1	10'	
TSESSMSMS1	12'	
TSESSMSMS2	20'	

FLAT



Part No.	Length	Material
TSESSFMSMS08	8'	Stainless/UHMW
TSESSFMSMS10	10'	
TSESSFMSMS12	12'	
TSESSFMSMS20	20'	

WIDE FLAT



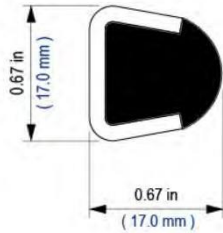
Part No.	Length	Material
TSESSWFMSMS08	8'	Stainless/UHMW
TSESSWFMSMS10	10'	
TSESSWFMSMS12	12'	
TSESSWFMSMS20	20'	

SOLID STATIC DISSIPATIVE GUIDE RAILS

Usage: A general purpose guiding surface for minimum container contact

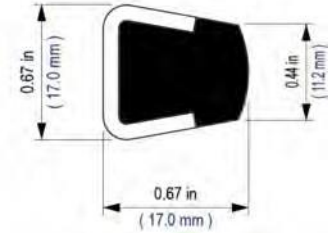
Material: Stainless steel housing with UHMW-PE surface.

ROUND



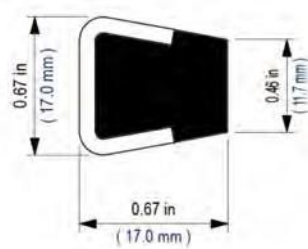
Part No.	Length	Material
TSESSRSSD08	8'	Stainless/UHMW
TSESSRSSD10	10'	
TSESSRSSD12	12'	
TSESSRSSD20	20'	

MODIFIED



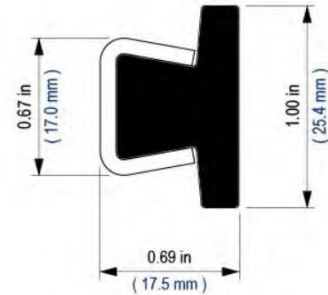
Part No.	Length	Material
TSESSMSSD08	8'	Stainless/UHMW
TSESSMSSD10	10'	
TSESSMSSD12	12'	
TSESSMSSD20	20'	

FLAT



Part No.	Length	Material
TSESSFSSD08	8'	Stainless/UHMW
TSESSFSSD10	10'	
TSESSFSSD12	12'	
TSESSFSSD20	20'	

WIDE FLAT



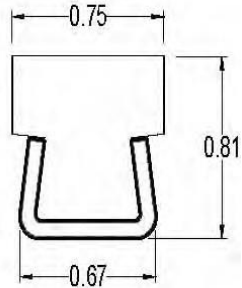
Part No.	Length	Material
TSESSWFSSD08	8'	Stainless/UHMW
TSESSWFSSD10	10'	
TSESSWFSSD12	12'	
TSESSWFSSD20	20'	

SOLID STATIC DISSIPATIVE GUIDE RAILS

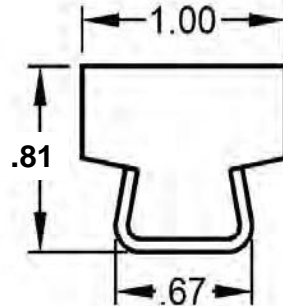
A general purpose guiding surface for minimum container contact

Usage:

3/4" TEE



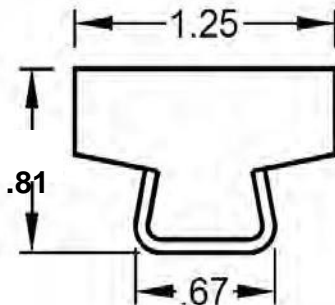
1" TEE



Part No.	Length	Material
<i>TSESSTS.7508</i>	8'	Stainless/UHMW
<i>TSESSTS.7510</i>	10'	
<i>TSESSTS.7512</i>	12'	
<i>TSESSTS.7520</i>	20'	

Part No.	Length	Material
<i>TSESSTS1.0008</i>	8'	Stainless/UHMW
<i>TSESSTS1.0010</i>	10'	
<i>TSESSTS1.0012</i>	12'	
<i>TSESSTS1.0020</i>	20'	

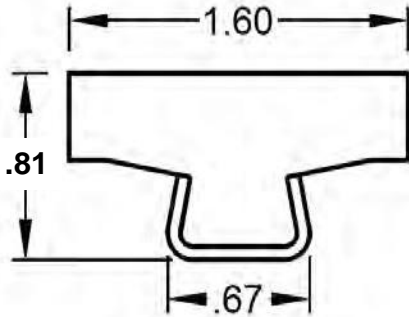
1 1/4" TEE



Part No.	Length	Material
<i>TSESSTS1.2508</i>	8'	Stainless/UHMW
<i>TSESSTS1.2510</i>	10'	
<i>TSESSTS1.2512</i>	12'	
<i>TSESSTS1.2520</i>	20'	

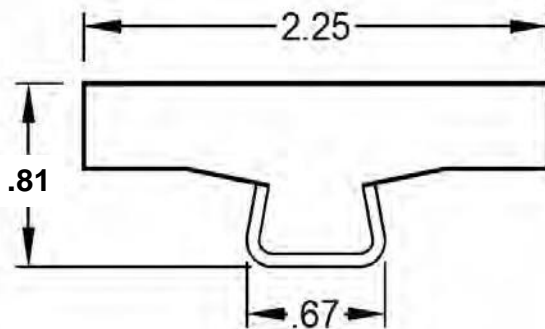
SOLID TEE GUIDE RAILS

1.6" TEE



Part No.	Length	Material
<i>TSESSTS1.6008</i>	8'	Stainless/UHMW
<i>TSESSTS1.6010</i>	10'	
<i>TSESSTS1.6012</i>	12'	
<i>TSESSTS1.6020</i>	20'	

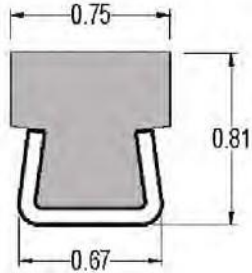
2 1/4" TEE



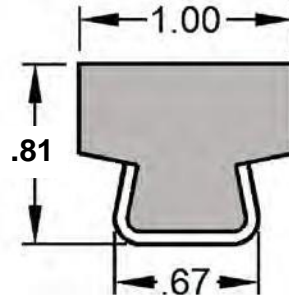
Part No.	Length	Material
<i>TSESSTS2.2508</i>	8'	Stainless/UHMW
<i>TSESSTS2.2510</i>	10'	
<i>TSESSTS2.2512</i>	12'	
<i>TSESSTS2.2520</i>	20'	

SOLID TEE GUIDE RAILS

3/4" TEE



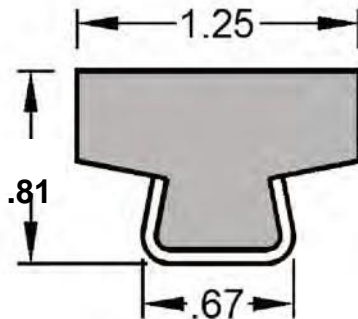
1" TEE



Part No.	Length	Material
<i>TSESSTSMS.7508</i>	8	Stainless/UHMW
<i>TSESSTSMS.7510</i>	10	
<i>TSESSTSMS.7512</i>	12	
<i>TSESSTSMS.7520</i>	20	

Part No.	Length	Material
<i>TSESSTSMS1.0008</i>	8	Stainless/UHMW
<i>TSESSTSMS1.0010</i>	10	
<i>TSESSTSMS1.0012</i>	12	
<i>TSESSTSMS1.0020</i>	20	

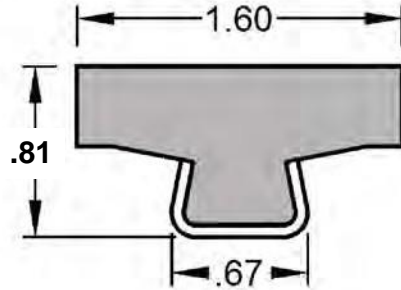
1 1/4" TEE



Part No.	Length	Material
<i>TSESSTSMS1.2508</i>	8'	Stainless/UHMW
<i>TSESSTSMS1.2510</i>	10'	
<i>TSESSTSMS1.2512</i>	12'	
<i>TSESSTSMS1.2520</i>	20'	

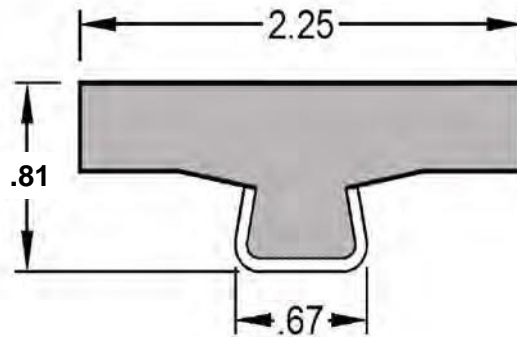
TSE SOLID LUBRICANT TEE RAILS

1.6" TEE



Part No.	Length	Material
<i>TSESSTSMS1.6008</i>	8'	Stainless/UHMW
<i>TSESSTSMS1.6010</i>	10'	
<i>TSESSTSMS1.6012</i>	12'	
<i>TSESSTSMS1.6020</i>	20'	

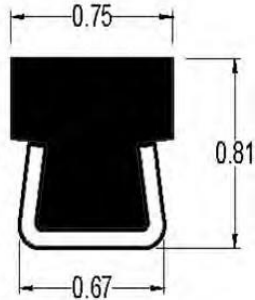
2 1/4" TEE



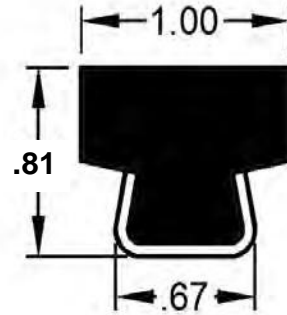
Part No.	Length	Material
<i>TSESSTSMS2.2508</i>	8'	Stainless/UHMW
<i>TSESSTSMS2.2510</i>	10'	
<i>TSESSTSMS2.2512</i>	12'	
<i>TSESSTSMS2.2520</i>	20'	

TSE SOLID LUBRICANT TEE RAILS

3/4" TEE



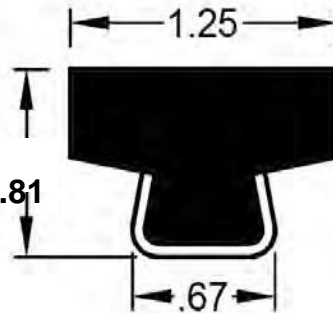
1" TEE



Part No.	Length	Material
<i>TSESSTSSD.7508</i>	8'	Stainless/UHMW
<i>TSESSTSSD.7510</i>	10'	
<i>TSESSTSSD.7512</i>	12'	
<i>TSESSTSSD.7520</i>	20'	

Part No.	Length	Material
<i>TSESSTSSD1.0008</i>	8'	Stainless/UHMW
<i>TSESSTSSD1.0010</i>	10'	
<i>TSESSTSSD1.0012</i>	12'	
<i>TSESSTSSD1.0020</i>	20'	

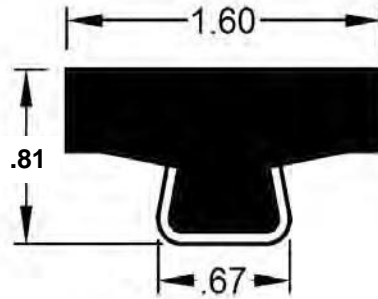
1 1/4" TEE



Part No.	Length	Material
<i>TSESSTSSD1.2508</i>	8'	Stainless/UHMW
<i>TSESSTSSD1.2510</i>	10'	
<i>TSESSTSSD1.2512</i>	12'	
<i>TSESSTSSD1.2520</i>	20'	

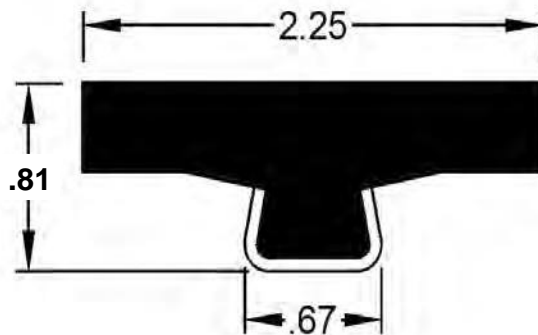
SOLID STATIC DISSIPATIVE TEE GUIDE RAILS

1.6" TEE



Part No.	Length	Material
<i>TSESSTSSD1.6008</i>	8'	Stainless/UHMW
<i>TSESSTSSD1.6010</i>	10'	
<i>TSESSTSSD1.6012</i>	12'	
<i>TSESSTSSD1.6020</i>	20'	

2 1/4" TEE

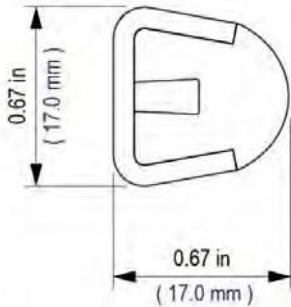


Part No.	Length	Material
<i>TSESSTSSD2.2508</i>	8'	Stainless/UHMW
<i>TSESSTSSD2.2510</i>	10'	
<i>TSESSTSSD2.2512</i>	12'	
<i>TSESSTSSD2.2520</i>	20'	

SOLID STATIC DISSIPATIVE TEE GUIDE RAILS

SPLIT GUIDE RAILS

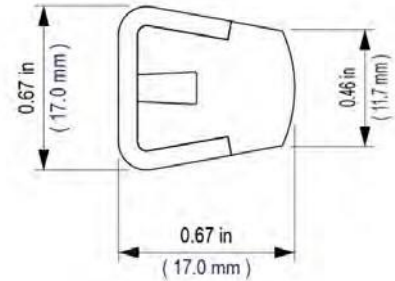
Usage: A general purpose guiding surface for minimum container contact.
Material: Stainless steel housing with UHMW-PE surface.



ROUND

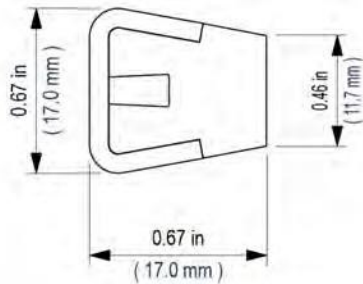
Part No.	Length	Material
TSESSR08	8'	Stainless/UHMW
TSESSR10	10'	
TSESSR12	12'	
TSESSR20	20'	

MODIFIED



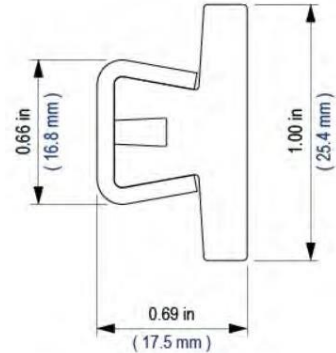
Part No.	Length	Material
TSESSM08	8'	Stainless/UHMW
TSESSM10	10'	
TSESSM12	12'	
TSESSM20	20'	

FLAT



Part No.	Length	Material
TSESSF08	8'	Stainless/UHMW
TSESSF10	10'	
TSESSF12	12'	
TSESSF20	20'	

WIDE FLAT

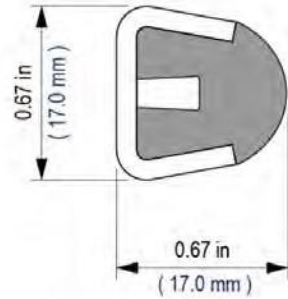


Part No.	Length	Material
TSESSWF08	8'	Stainless/UHMW
TSESSWF10	10'	
TSESSWF12	12'	
TSESSWF20	20'	

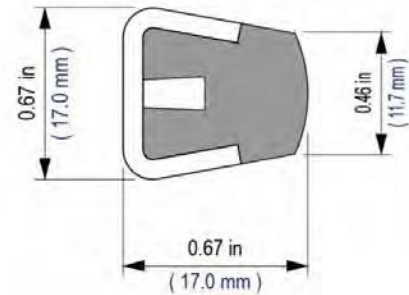
LUBRICATED SPLIT GUIDE RAILS

Usage: A general purpose guiding surface for minimum container contact.
Material: Stainless steel housing with UHMW-PE surface.

ROUND



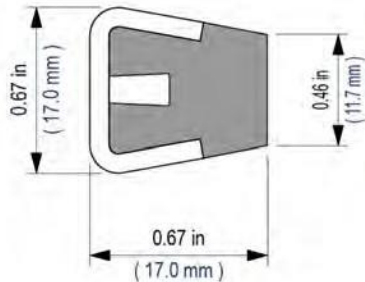
Part No.	Length	Material
TSESSRMS08	8'	Stainless/UHMW
TSESSRMS10	10'	
TSESSRMS12	12'	
TSESSRMS20	20'	



MODIFIED

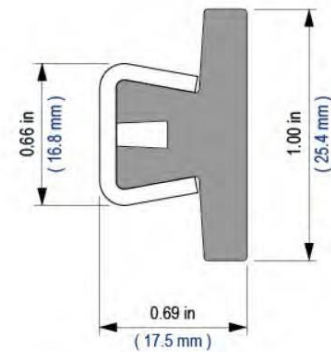
Part No.	Length	Material
TSESSMMS08	8'	Stainless/UHMW
TSESSMMS10	10'	
TSESSMMS12	12'	
TSESSMMS20	20'	

FLAT



Part No.	Length	Material
TSESSFMS08	8'	Stainless/UHMW
TSESSFMS10	10'	
TSESSFMS12	12'	
TSESSFMS20	20'	

WIDE FLAT



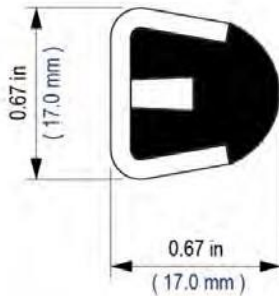
Part No.	Length	Material
TSESSWFMS08	8'	Stainless/UHMW
TSESSWFMS10	10'	
TSESSWFMS12	12'	
TSESSWFMS20	20'	

LUBRICATED SPLIT GUIDE RAILS

STATIC DISSIPATIVE SPLIT GUIDE RAILS

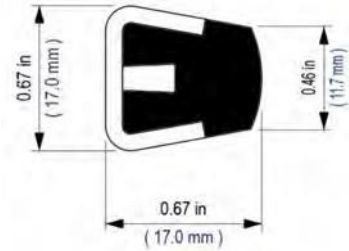
Usage: A general purpose guiding surface for minimum container contact
Material: Stainless steel housing with UHMW-PE surface

ROUND



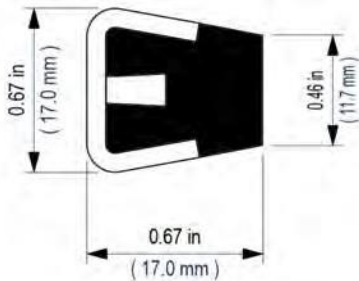
Part No.	Length	Material
TSESSRSD08	8'	Stainless/UHMW
TSESSRSD10	10'	
TSESSRSD12	12'	
TSESSRSD20	20'	

MODIFIED



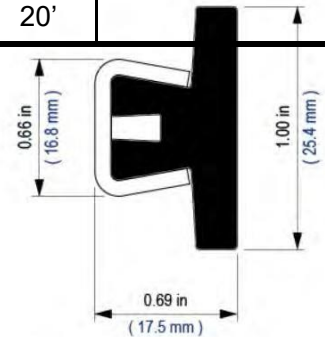
Part No.	Length	Material
TSESSMSD08	8'	Stainless/UHMW
TSESSMSD10	10'	
TSESSMSD12	12'	
TSESSMSD20	20'	

FLAT



Part No.	Length	Material
TSESSFSD08	8'	Stainless/UHMW
TSESSFSD10	10'	
TSESSFSD12	12'	
TSESSFSD20	20'	

WIDE FLAT

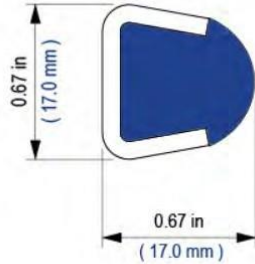


Part No.	Length	Material
TSESSWFSD08	8'	Stainless/UHMW
TSESSWFSD10	10'	
TSESSWFSD12	12'	
TSESSWFSD20	20'	

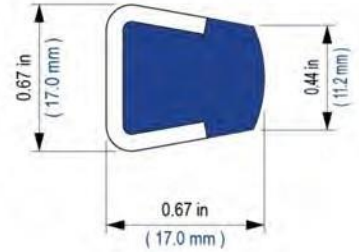
321 Blue Lube GUIDE RAILS

Material: Master Slide[®] with superior coefficient of friction; a dry, solid lubricant that is FDA-compliant

ROUND



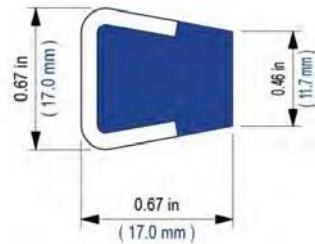
MODIFIED



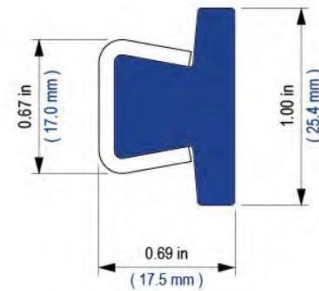
Part No.	Length	Material
TSESSRSB08	8'	Stainless/UHMW
TSESSRSB10	10'	
TSESSRSB12	12'	
TSESSRSB20	20'	

Part No.	Length	Material
TSESSMSB08	8'	Stainless/UHMW
TSESSMSB10	10'	
TSESSMS12	12'	
TSESSMS20	20'	

FLAT



WIDE FLAT

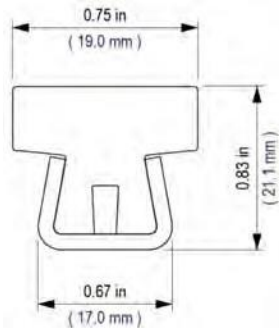


Part No.	Length	Material
TSESSFBSB08	8'	Stainless/UHMW
TSESSFBSB10	10'	
TSESSFBSB12	12'	
TSESSFBSB20	20'	

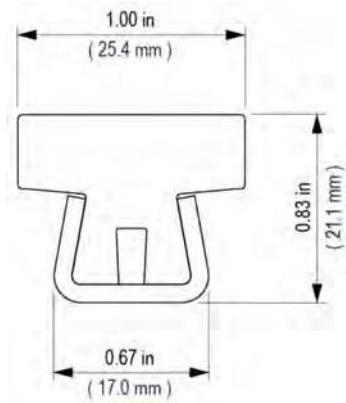
Part No.	Length	Material
TSESSWFSB0	8'	Stainless/UHMW
TSESSWFSB1	10'	
TSESSWFSB1	12'	
TSESSWFSB2	20'	

321 Blue Lube GUIDE RAILS

3/4" TEE



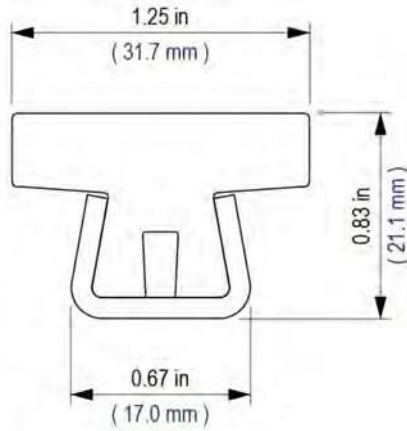
1" TEE



Part No.	Length	Material
TSESST.7508	8'	Stainless/UHMW
TSESST.7510	10'	
TSESST.7512	12'	
TSESST.7520	20'	

Part No.	Length	Material
TSESST1.0008	8'	Stainless/UHMW
TSESST1.0010	10'	
TSESST1.0012	12'	
TSESST1.0020	20'	

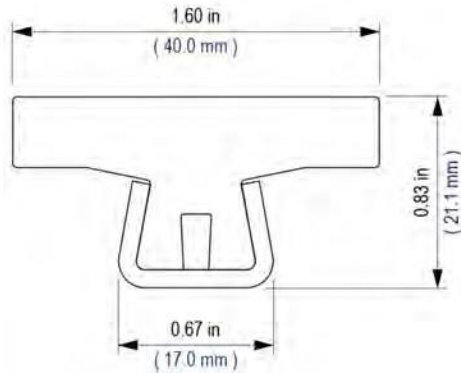
1 1/4" TEE



Part No.	Length	Material
TSESST1.2508	8'	Stainless/UHMW
TSESST1.2510	10'	
TSESST1.2512	12'	
TSESST1.2520	20'	

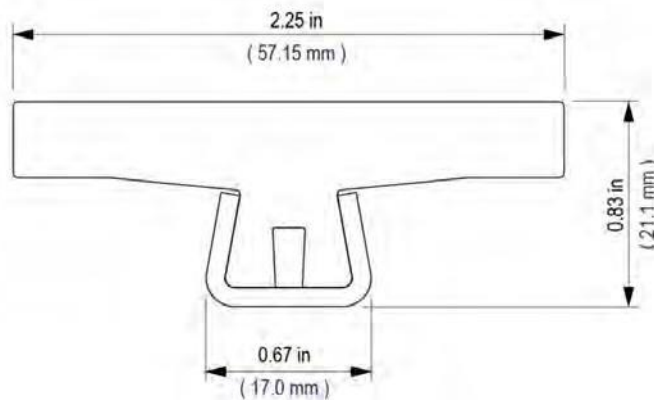
SPLIT TEE GUIDE RAILS

1.6" TEE



Part No.	Length	Material
<i>TSESST1.6008</i>	8'	Stainless/UHMW
<i>TSESST1.6010</i>	10'	
<i>TSESST1.6012</i>	12'	
<i>TSESST1.6020</i>	20'	

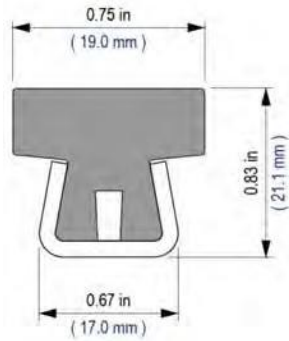
2 1/4" TEE



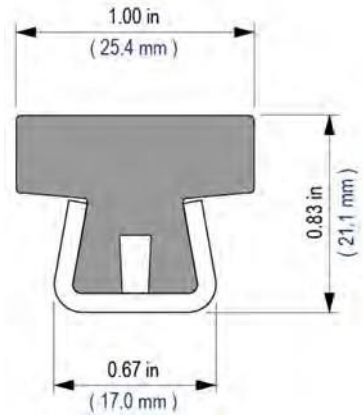
Part No.	Length	Material
<i>TSESST2.2508</i>	8'	Stainless/UHMW
<i>TSESST2.2510</i>	10'	
<i>TSESST2.2512</i>	12'	
<i>TSESST2.2520</i>	20'	

SPLIT TEE GUIDE RAILS

3/4" TEE



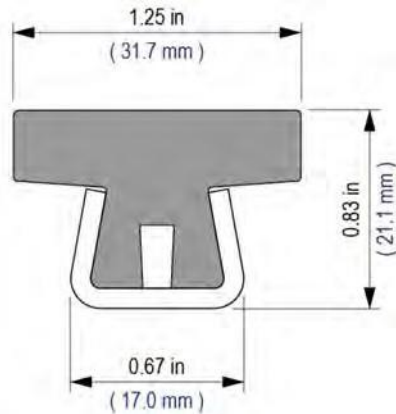
1" TEE



Part No.	Length	Material
<i>TSESSTMS.7508</i>	8'	Stainless/UHMW
<i>TSESSTMS.7510</i>	10'	
<i>TSESSTMS.7512</i>	12'	
<i>TSESSTMS.7520</i>	20'	

Part No.	Length	Material
<i>TSESSTMS1.0008</i>	8'	Stainless/UHMW
<i>TSESSTMS1.0010</i>	10'	
<i>TSESSTMS1.0012</i>	12'	
<i>TSESSTMS1.0020</i>	20'	

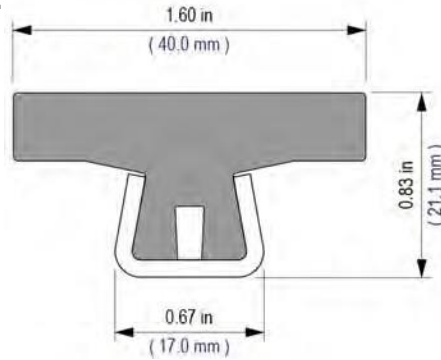
1 1/4" TEE



Part No.	Length	Material
<i>TSESSTMS1.2508</i>	8'	Stainless/UHMW
<i>TSESSTMS1.2510</i>	10'	
<i>TSESSTMS1.2512</i>	12'	
<i>TSESSTMS1.2520</i>	20'	

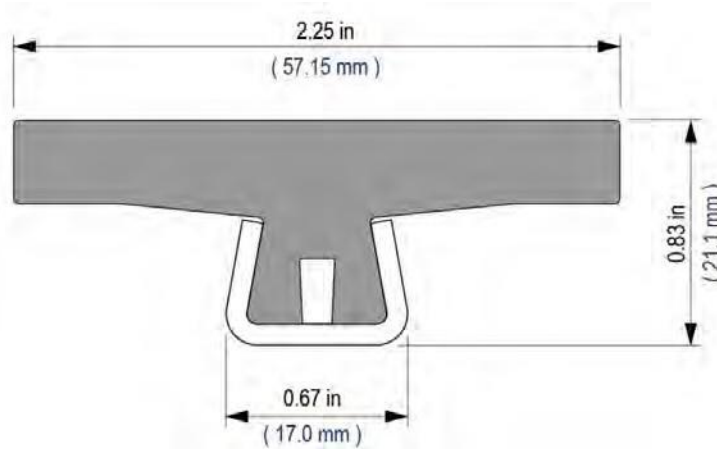
LUBRICATED SPLIT TEE GUIDE RAILS

1.6" TEE



Part No.	Length	Material
<i>TSESSTMS1.6008</i>	8'	Stainless/UHMW
<i>TSESSTMS1.6010</i>	10'	
<i>TSESSTMS1.6012</i>	12'	
<i>TSESSTMS1.6020</i>	20'	

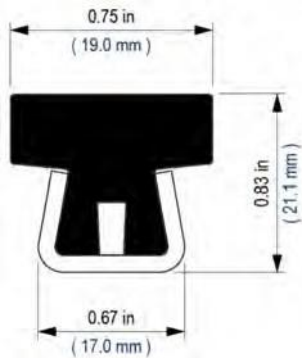
2 1/4"



Part No.	Length	Material
<i>TSESSTMS2.2508</i>	8'	Stainless/UHMW
<i>TSESSTMS2.2510</i>	10'	
<i>TSESSTMS2.2512</i>	12'	
<i>TSESSTMS2.2520</i>	20'	

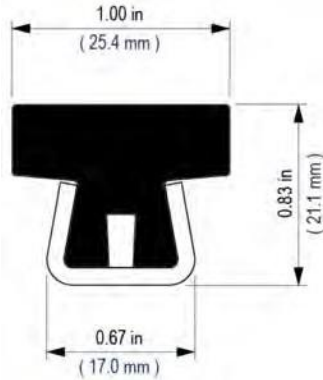
STATIC DISSIPATIVE SPLIT TEE GUIDE RAILS

3/4" TEE



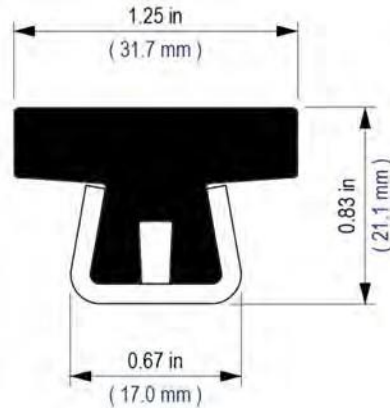
Part No.	Length	Material
<i>TSESSTSD.7508</i>	8'	Stainless/UHMW
<i>TSESSTSD.7510</i>	10'	
<i>TSESSTSD.7512</i>	12'	
<i>TSESSTSD.7520</i>	20'	

1" TEE"



Part No.	Length	Material
<i>TSESSTSD1.0008</i>	8'	Stainless/UHMW
<i>TSESSTSD1.0010</i>	10'	
<i>TSESSTSD1.0012</i>	12'	
<i>TSESSTSD1.0020</i>	20'	

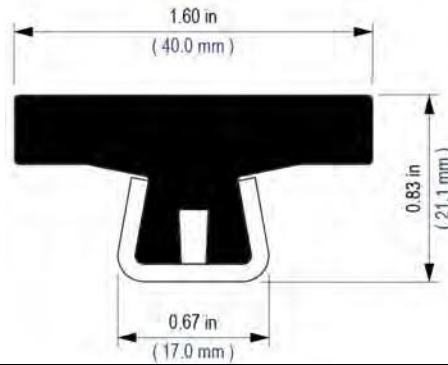
1 1/4" TEE



Part No.	Length	Material
<i>TSESSTSD1.2508</i>	8'	Stainless/UHMW
<i>TSESSTSD1.2510</i>	10'	
<i>TSESSTSD1.2512</i>	12'	
<i>TSESSTSD1.2520</i>	20'	

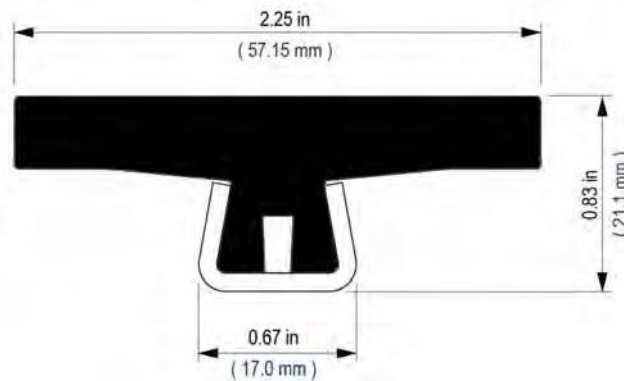
STATIC DISSIPATIVE SPLIT TEE GUIDE RAILS

1.6" TEE



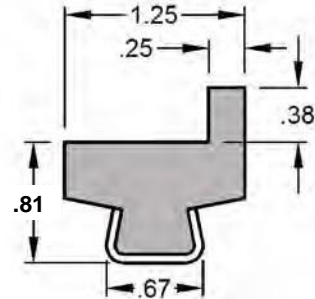
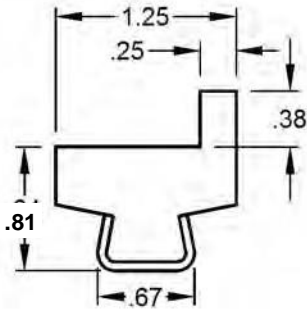
Part No.	Length	Material
<i>TSESSTSD1.6008</i>	8'	Stainless/UHMW
<i>TSESSTSD1.6010</i>	10'	
<i>TSESSTSD1.6012</i>	12'	
<i>TSESSTSD1.6020</i>	20'	

2 1/4" TEE



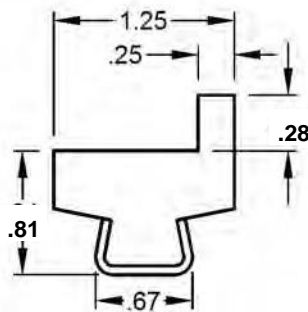
Part No.	Length	Material
<i>TSESSTSD2.2508</i>	8'	Stainless/UHMW
<i>TSESSTSD2.2510</i>	10'	
<i>TSESSTSD2.2512</i>	12'	
<i>TSESSTSD2.2520</i>	20'	

SPLIT EDGE GUIDE



Part No.	Length	Material
<i>TSESSLTS1.0x.3810</i>	10'	SS/UHMW
<i>TSESSLTS1.0x.3820</i>	20'	

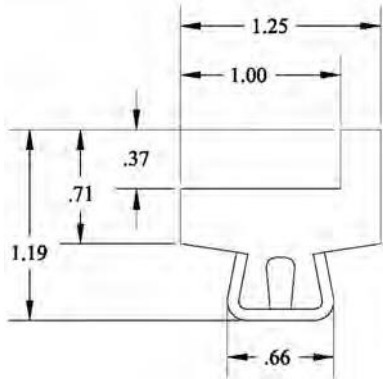
Part No.	Length	Material
<i>TSESSLTS1.0x.38MS10</i>	10'	SS/UHMW
<i>TSESSLTS1.0x.38MS20</i>	20'	



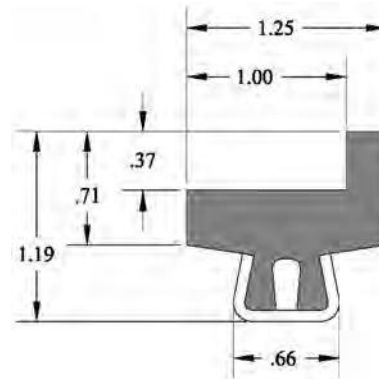
Part No.	Length	Material
<i>TSESSLTS1.0x.2810</i>	10'	SS/UHMW
<i>TSESSLTS1.0x.2820</i>	20'	

For use with Rexnord® 8505 belting height

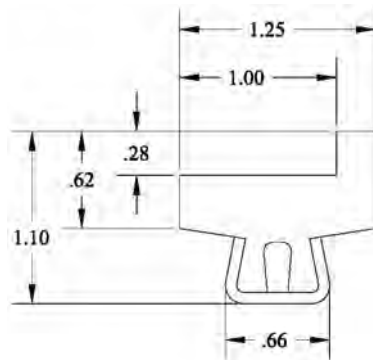
SPLIT EDGE GUIDE



Part No.	Length	Material
<i>TSESSLT1.0x.3810</i>	10'	SS/UHMW
<i>TSESSLT1.0x.3820</i>	20'	



Part No.	Length	Material
<i>TSESSLT1.0x.38MS10</i>	10'	SS/UHMW
<i>TSESSLT1.0x.38MS20</i>	20'	



Part No.	Length	Material
<i>TSESSLT1.0x.2810</i>	10'	SS/UHMW
<i>TSESSLT1.0x.2820</i>	20'	

For use with Rexnord® 8505 belting height

UHMW EXTRUSIONS

***NOTE:** Extruded profiles stored in coils will tend to retain a certain deformation when uncoiled.

CRail Cover

Part No.	Ft
TSEP81310	10
TSEP81320	20

Flat CRail Cover

Part No.	Ft
TSEP813F10	10
TSEP813F20	20

Part No.	Ft
TSEA60010	10
TSEA60020	20

3/4" Bar Clip

Part No.	Ft
TSEP18CC100	100*

1" Bar Clip

Part No.	Ft
TSEP7GAHD10	10

Bar Clip

Part No.	Ft
TSEP18BC100	100*

Bar Clip

Part No.	Ft
TSEP14BC100	100*

Bar Clip

Part No.	Ft
TSEP38BC100	100*

3/8" Full Round

Part No.	Ft

1/2" Full Round

Part No.	Ft
TSEP12RD100	100*

3/4" Half Round

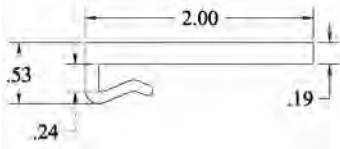
Part No.	Ft
TSEP34HR100	100*

TSEP38RD100	100*
-------------	------

UHMW EXTRUSIONS


UHMW EXTRUSIONS

2" JLeg



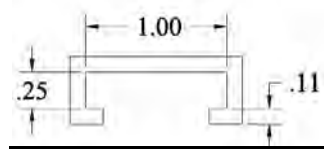
Part No.	Ft
TSEJ420018810	10

3" JLeg



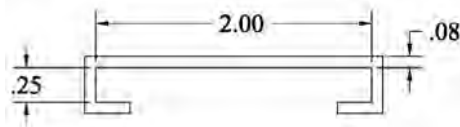
Part No.	Ft
TSEJ430018810	10

1/4" x 1" Guide Rail Snapon



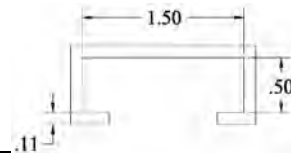
Part No.	Ft
TSEP2510NBC10	10

1/4" x 2" Guide Rail Snapon




Part No.	Ft
TSEP2520NBC10	10

1/2" x 1 1/2" Guide Rail Snapon



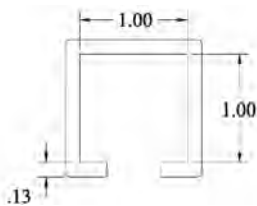
Part No.	Ft
TSEP5015BC10	10

1/2" x 2" Guide Rail Snapon



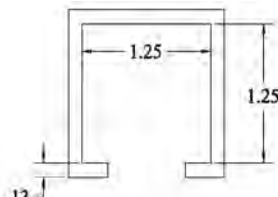
Part No.	Ft
TSEP5020BC10	10

1" x 1" Guide Rail Snapon



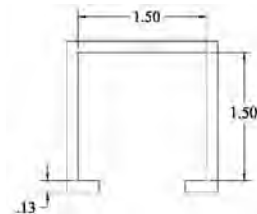
Part No.	Ft
TSEP1x1BC10	10

1 1/4" x 1 1/4" Guide Rail Snapon



Part No.	Ft
TSEP125125BC10	10

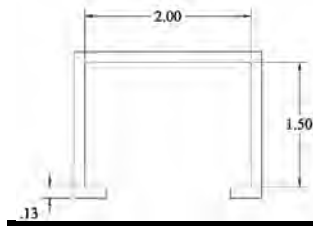
1 1/2" x 1 1/2" Guide Rail Snapon



Part No.	Ft
TSEP1515BC10	10

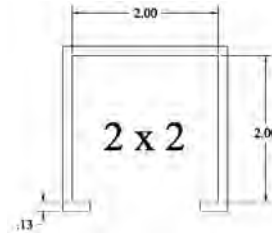
UHMW EXTRUSIONS

**1 1/2" x 2"
Guide Rail Snapon**



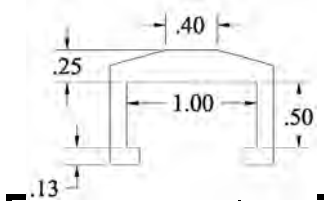
Part No.	Ft
TSEP1520BC10	10

**2" x 2"
Guide Rail Snapon**



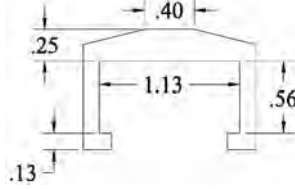
Part No.	Ft
TSEP2x2BC10	10

1/2" x 1" Bar Cap



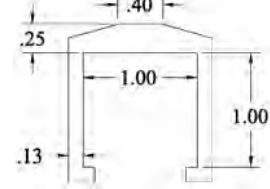
Part No.	Ft
TSEP5010BC10	10

9/16" x 1 1/8" Bar Cap



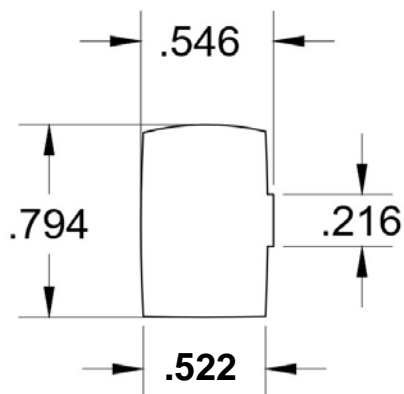
Part No.	Ft
TSEP58115BC10	10

1" x 1" Bar Cap



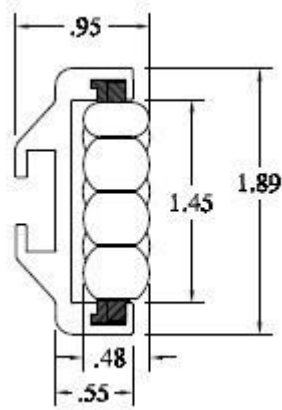
Part No.	Ft
TSEP1010BC10	10

SERPENTINE UHMW



Part No.	Ft
TSESERP123410.5	10.5

SINGLE FASTRAIL

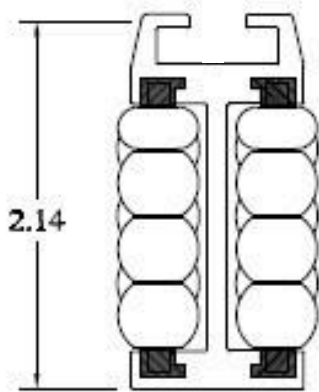


- Easy assembly with standard hex head bolts
- Stainless steel pins
- On-site bendable
- Cut to desired length
- Made in USA
- FDA-accepted
- More beads per 10' section than leading competitor

Our TSE lane divider provides superior guides for PET bottles and shrink-wrapped containers. Mounting is easy with a standard hex head bolt. No special hardware required! Cut to length and may be bent on-site. Minimum bending radius in either direction is 24". Operating temperature range: 10° F to 180° F.

Part No.	Length (Ft)	Plastic Axles	Steel Axles
<i>TSE687S2</i>	2	☐	
<i>TSE687S2SA</i>	2		☐
<i>TSE687S3</i>	3	☐	
<i>TSE687S3SA</i>	3		☐
<i>TSE687S4</i>	4	☐	
<i>TSE687S4SA</i>	4		☐
<i>TSE687S5</i>	5	☐	
<i>TSE687S5SA</i>	5		☐
<i>TSE687S6</i>	6	☐	
<i>TSE687S6SA</i>	6		☐
<i>TSE687S7</i>	7	☐	
<i>TSE687S7SA</i>	7		☐
<i>TSE687S8</i>	8	☐	
<i>TSE687S8SA</i>	8		☐
<i>TSE687S9</i>	9	☐	
<i>TSE687S9SA</i>	9		☐
<i>TSE687S10</i>	10	☐	
<i>TSE687S10SA</i>	10		☐

SINGLE FASTRAIL

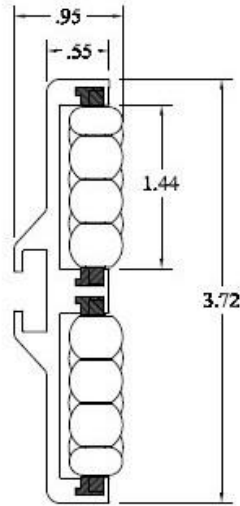


- Easy assembly with standard hex head bolts
- Stainless steel pins
- On-site bendable
- Cut to desired length
- Made in USA
- FDA-accepted
- More beads per 10' section than leading competitor

Our TSE lane divider provides superior guides for PET bottles and shrink-wrapped containers. Mounting is easy with a standard hex head bolt. No special hardware required! Cut to length and may be bent on-site. Minimum bending radius in either direction is 24". Operating temperature range: 10° F to 180° F.

Part No.	Length (Ft)	Plastic Axles	Steel Axles
<i>TSE687D2</i>	2	☐	
<i>TSE687D2SA</i>	2		☐
<i>TSE687D3</i>	3	☐	
<i>TSE687D3SA</i>	3		☐
<i>TSE687D4</i>	4	☐	
<i>TSE687D4SA</i>	4		☐
<i>TSE687D5</i>	5	☐	
<i>TSE687D5SA</i>	5		☐
<i>TSE687D6</i>	6	☐	
<i>TSE687D6SA</i>	6		☐
<i>TSE687D7</i>	7	☐	
<i>TSE687D7SA</i>	7		☐
<i>TSE87D8</i>	8	☐	
<i>TSE687D8SA</i>	8		☐
<i>TSE687D9</i>	9	☐	
<i>TSE687D9SA</i>	9		☐
<i>TSE687D10</i>	10	☐	
<i>TSE687D10SA</i>	10		☐

SINGLE-DOUBLE FASTRAIL

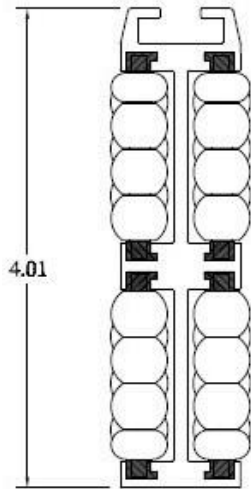


- Easy assembly with standard hex head bolts
- Stainless steel pins
- On-site bendable
- Cut to desired length
- Made in USA
- FDA-accepted
- More beads per 10' section than leading competitor

Our TSE lane divider provides superior guides for PET bottles and shrink-wrapped containers. Mounting is easy with a standard hex head bolt. No special hardware required! Cut to length and may be bent on-site. Minimum bending radius in either direction is 24". Operating temperature range: 10° F to 180° F.

Part No.	Length (Ft)	Plastic Axles	Steel Axles
<i>TSE687SD2</i>	2	☐	
<i>TSE687SD2SA</i>	2		☐
<i>TSE687SD3</i>	3	☐	
<i>TSE687SD3SA</i>	3		☐
<i>TSE687SD4</i>	4	☐	
<i>TSE687SD4SA</i>	4		☐
<i>TSE687SD5</i>	5	☐	
<i>TSE687SD5SA</i>	5		☐
<i>TSE687SD6</i>	6	☐	
<i>TSE687SD6SA</i>	6		☐
<i>TSE687SD7</i>	7	☐	
<i>TSE687SD7SA</i>	7		☐
<i>TSE687SD8</i>	8	☐	
<i>TSE687SD8SA</i>	8		☐
<i>TSE687SD9</i>	9	☐	
<i>TSE687SD9SA</i>	9		☐
<i>TSE687SD10</i>	10	☐	
<i>TSE687SD10SA</i>	10		☐

SINGLE-DOUBLE FASTRAIL



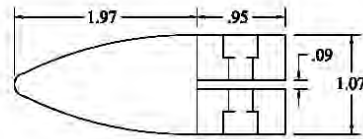
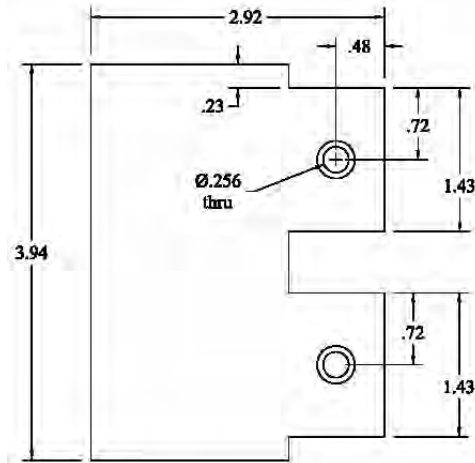
- Easy assembly with standard hex head bolts
- Stainless steel pins
- On-site bendable
- Cut to desired length
- Made in USA
- FDA-accepted
- More beads per 10' section than leading competitor

Our TSE lane divider provides superior guides for PET bottles and shrink-wrapped containers. Mounting is easy with a standard hex head bolt. No special hardware required! Cut to length and may be bent on-site. Minimum bending radius in either direction is 24". Operating temperature range: 10° F to 180° F.

Part No.	Length (Ft)	Plastic Axles	Steel Axles
<i>TSE687DD2</i>	2	☐	
<i>TSE687DD2SA</i>	2		☐
<i>TSE687DD3</i>	3	☐	
<i>TSE687DD3SA</i>	3		☐
<i>TSE687DD4</i>	4	☐	
<i>TSE687DD4SA</i>	4		☐
<i>TSE687DD5</i>	5	☐	
<i>TSE687DD5SA</i>	5		☐
<i>TSE687DD6</i>	6	☐	
<i>TSE687DD6SA</i>	6		☐
<i>TSE687DD7</i>	7	☐	
<i>TSE687DD7SA</i>	7		☐
<i>TSE687DD8</i>	8	☐	
<i>TSE687DD8SA</i>	8		☐
<i>TSE687DD9</i>	9	☐	
<i>TSE687DD9SA</i>	9		☐
<i>TSE687DD10</i>	10	☐	
<i>TSE687DD10SA</i>	10		☐

DOUBLE-DOUBLE FASTRAIL NOSE PLOW

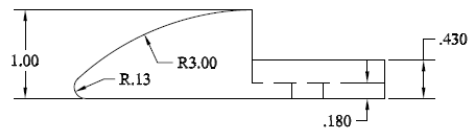
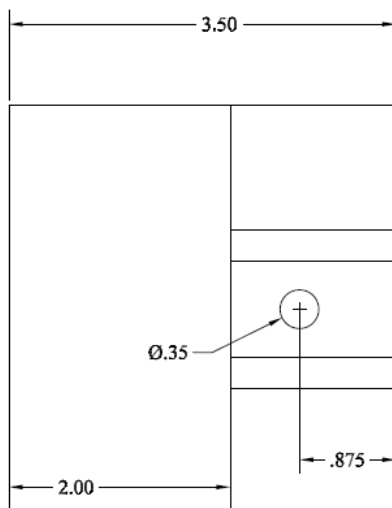
Material: Acetal



Part No.
TSE687DDNP

SINGLE-DOUBLE FASTRAIL SIDE PLOW

Material: Acetal

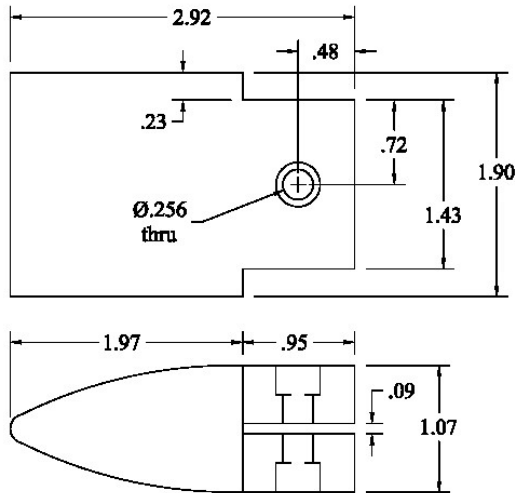


Part No.
TSE687SDSP

DOUBLE-DOUBLE FASTRAIL NOSE PLOW

DOUBLE FASTRAIL NOSE PLOW

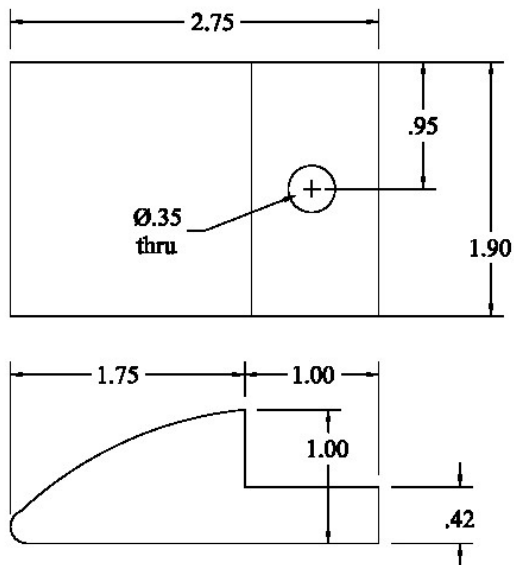
Material: Acetal



Part No.
TSE687DNP

SINGLE FASTRAIL SIDE PLOW


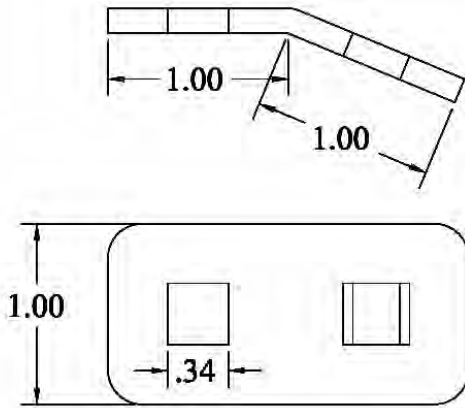
Material: Acetal



Part No.
TSE687SSP

FASTRAIL CORNER CLIP

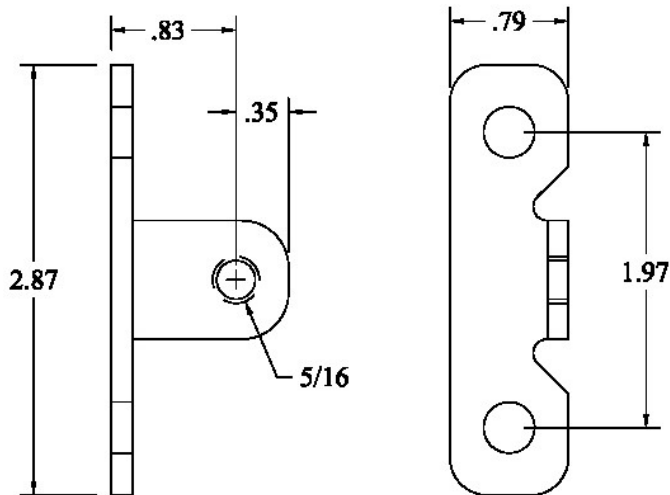
Material: Stainless steel



Part No.
<i>TSE04001</i>

LANE DIVIDING BRACKET

Material: Stainless steel



Part No.
<i>TSE687LDB516</i>
<i>TSE687LDBM8</i>

FASTRAIL CORNER CLIP

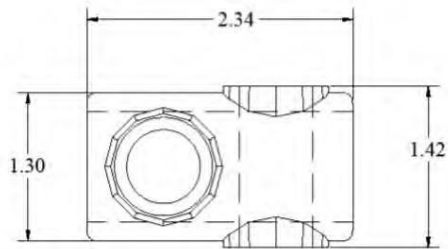
CROSS BLOCK

Material: Stainless steel

Features: A very versatile series of cross blocks. Choose from the standard two-knob version for easy horizontal and vertical adjustment; the one-knob, one-nut version for adjustment of one side; or the two-nut version which allows for permanent positioning.



**Patent
#D591,587**



Part No. with 2 knobs	Part No. with 1 knob & 1 nut	Part No. with 2 nuts	Shaft Diameter	Knob Color
TSE52112x12	TSE521KN12x12	TSE521NN12x12	1/2" x 1/2" 12.7 x 12.7 mm	Black
TSE52112x58	TSE521KN12x58	TSE521NN12x58	1/2" x 5/8" 12.7 x 15.87 mm	
TSE52158x58	TSE521KN58x58	TSE521NN58x58	5/8" x 5/8" 15.87 x 15.87 mm	

Also see stainless steel version on page 39!

RAIL CLAMP

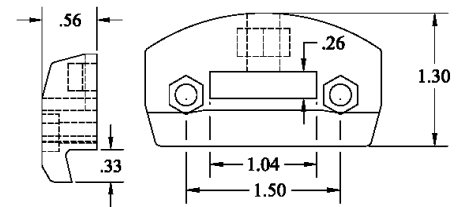
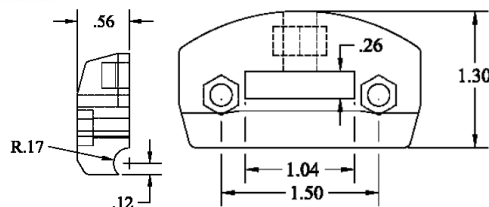


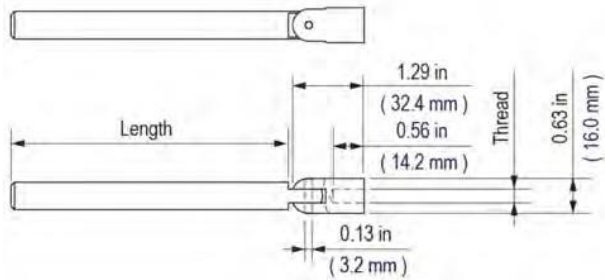
Part No.

TSE51901

Part No.

TSE52201

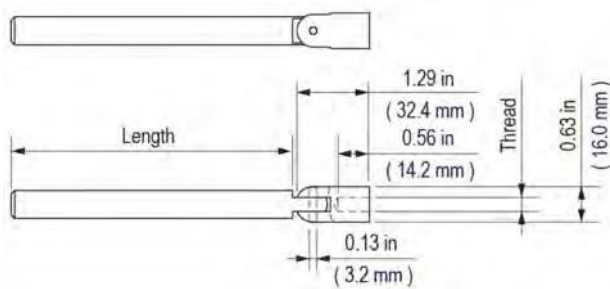




Part No.	Dia.		Length		Thread
	in	mm	in	mm	
TSE524J3516	1/2		3	76.2	5/16-18
TSE524J5516			5	127.0	
TSE524J7516			7	177.8	
TSE524J9516			9	228.6	
TSE524J338			3	76.2	3/8-16
TSE524J538			5	127.0	
TSE524J738			7	177.8	
TSE524J938			9	228.6	

5/8" DIA. JOINTED ADJUSTING ROD, TAPPED

Material: Stainless steel



Part No.	Dia.		Length		Thread
	in	mm	in	mm	
TSE532J4516	5/8		4	101.6	5/16-18
TSE532J6516			6	152.4	
TSE532J8516			8	203.2	
TSE532J10516			10	254.0	
TSE532J438			4	101.6	3/8-16
TSE532J638			6	152.4	
TSE532J838			8	203.2	
TSE532J1038			10	254.0	

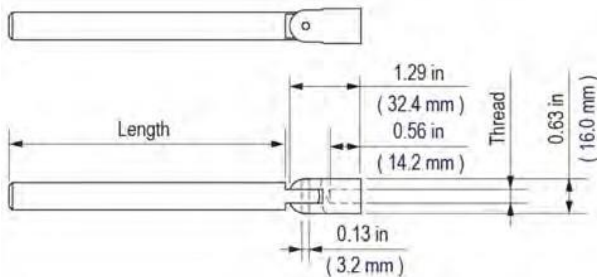
1/2" DIA. JOINTED ADJUSTING ROD, TAPPED

Material: Stainless steel

LASER-NUMBERED 1/2" JOINTED ADJUSTING ROD

Material: Stainless steel

Laser numbering available in imperial or metric measurements.

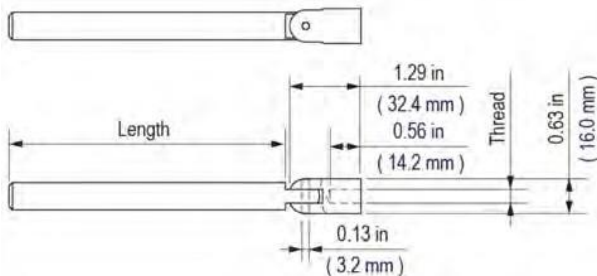


Part No.	Dia.		Length		Thread
	in	mm	in	mm	
LNTSE524J351	1/2		3	76.2	5/16-18
LNTSE524J551			5	127.0	
LNTSE524J751			7	177.8	
LNTSE524J951			9	228.6	
LNTSE524J338			3	76.2	3/8-16
LNTSE524J538			5	127.0	
LNTSE524J738			7	177.8	
LNTSE524J938			9	228.6	

LASER-NUMBERED 5/8" JOINTED ADJUSTING ROD

Material: Stainless steel

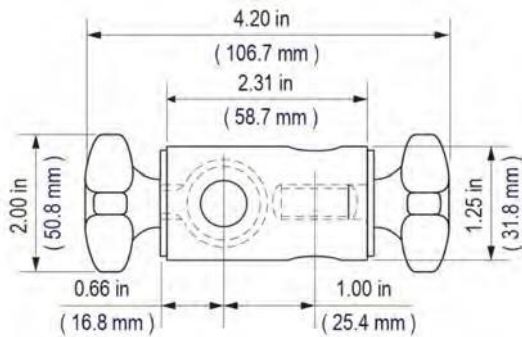
Laser numbering available in imperial or metric measurements.



Part No.	Dia.		Length		Thread
	in	mm	in	mm	
LNTSE532J4516	5/8		4	101.6	5/16-18
LNTSE532J6516			6	152.4	
LNTSE532J8516			8	203.2	
LNTSE532J1051			10	254.0	
LNTSE532J438			4	101.6	3/8-16
LNTSE532J638			6	152.4	
LNTSE532J838			8	203.2	
LNTSE532J1038			10	254.0	

CROSS BLOCK

Material: Stainless steel



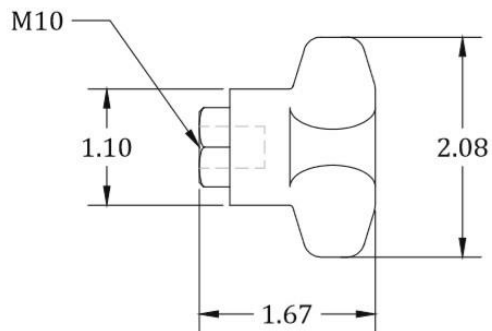
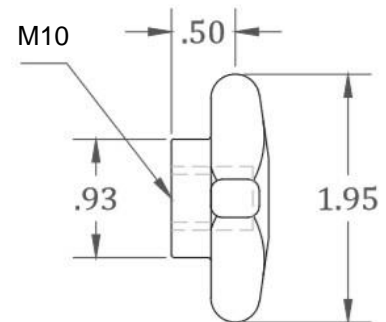
Part No. with 2 knobs	Part No. with 2 nuts	Part No. with 1 knob	Shaft Diameter
<i>TSE521S12x12</i>	<i>TSE521SNN12x12</i>	<i>TSE521SKN12x12</i>	1/2" x 1/2" 12.7 x 12.7 mm
<i>TSE521S12x58</i>	<i>TSE521SNN12x58</i>	<i>TSE521SKN12x58</i>	1/2" x 5/8" 12.7 x 15.87 mm
<i>TSE521S58x58</i>	<i>TSE521SNN58x58</i>	<i>TSE521SKN58x58</i>	5/8" x 5/8" 15.87 x 15.87 mm

KNOBS

TSE281 can be used independently or as replacement part for *TSE521* cross blocks.



Part No.	Thread
<i>TSE280M10</i>	10 mm



Part No.	Thread
<i>TSE281M10F</i>	10 mm

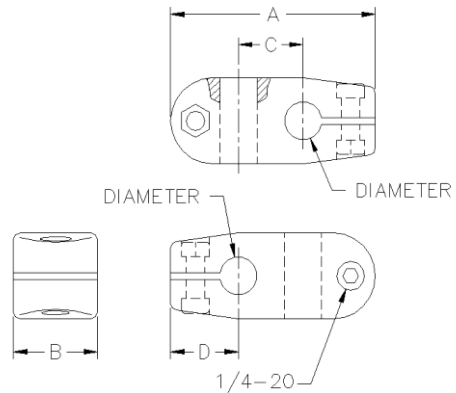


CROSS BLOCK

Material: Stainless steel

Usage: For horizontal or vertical adjustment.

Supplied with stainless steel 1/4-20 bolts and nickel-plated brass nuts.

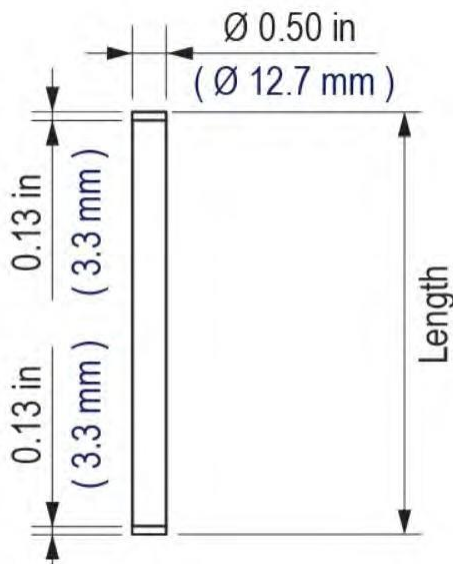


Part No.	A	B	C	D	Shaft Diameter
TSE52012x12	2.76" 70.10 mm	1.00" 25.4 mm	.88" 22.35 mm	.91" 23.11 mm	1/2" x 1/2" 12.7 x 12.7 mm
TSE52012x58					1/2" x 5/8" 12.7 x 15.87 mm
TSE52058x58					5/8" x 5/8" 15.87 x 15.87 mm

SUPPORT ROD

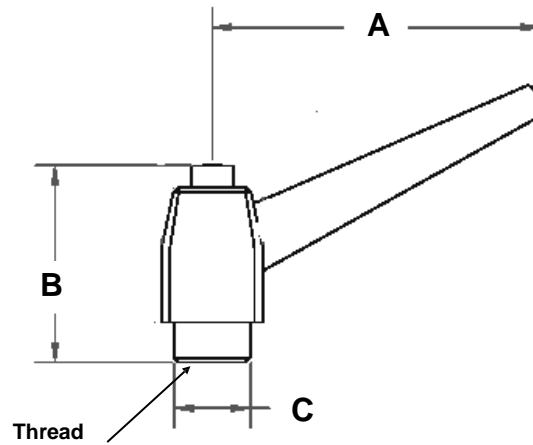
Usage: Allows for easy positioning of angled or curved guide rails.

Material: 304 stainless steel



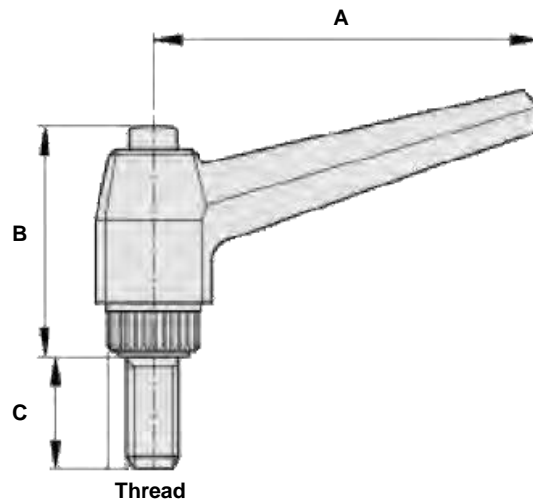
Part No.	Shaft Length	O.D.
TSE215612T	6"	1/2"
TSE215912T	9"	
TSE2151212T	12"	

FEMALE RATCHET HANDLES—INCH



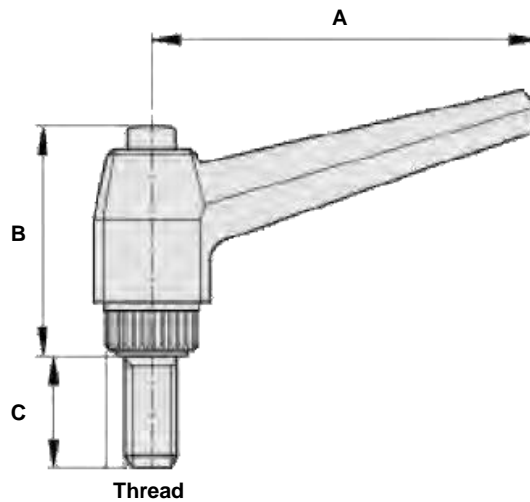
Black Female Inch Threads	Orange Female Inch Threads	Zinc	SS	A	B	C	Thread
TSERH10BKFP1032		☐		1.63" 41 mm	1.21" 30 mm	.42" 10 mm	10-32
TSERH10BKFP1420			1/4-20				
TSERH10BKFS1420	TSERH10ORFS1420		☐				
TSERH20BKFP1420		☐		2.16" 54 mm	1.39" 35 mm	.53" 13 mm	5/16-18
TSERH20BKFP51618	TSERH20ORFP51618						
TSERH20BKFS51618			☐				
TSERH30BKFP1213	TSERH30ORFP1213	☐		3.13" 79 mm	1.82" 46 mm	.72" 18 mm	1/2-13
TSERH30BKFP3816	TSERH30ORFP3816		3/8-16				
TSERH30BKFP51618	TSERH30ORFP51618		5/16-18				
TSERH30BKFS1213	TSERH30ORFS1213		☐				1/2-13
TSERH30BKFS3816	TSERH30ORFS3816	3/8-16					
TSERH30BKFS51618	TSERH30ORFS51618	5/16-18					
TSERH40BKFP1213		☐		3.94" 100 mm	2.33" 60 mm	.98" 24.9 mm	1/2-13

FEMALE RATCHET HANDLES—INCH



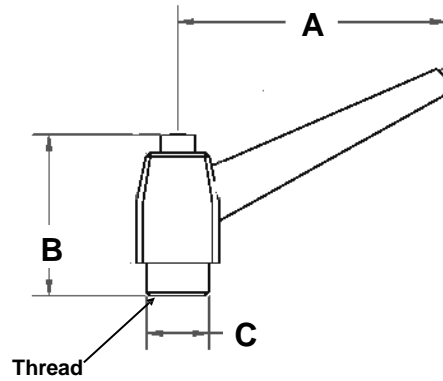
Black Male Inch Threads	Orange Male Inch Threads	Zinc	SS	A	B	C	Thread
TSERH10BKTSE102420						.79	10-24
TSERH10BKTSE103215				1.63" 41 mm	1.21" 30 mm	.59	10-32
TSERH10BKTSE103220		☐				.79	
TSERH10BKTSE142020	TSERH10ORTSE142020			2.16" 54 mm	1.39" 35 mm	.79	1/4-20
TSERH10BKTSE142025						.98	
TSERH10BKMS142020	TSERH10ORMS142020					.79	
TSERH10BKMS142025	TSERH10ORMS142025		☐			.98	
TSERH20BKTSE516181						.59	5/16-18
TSERH20BKTSE516182	TSERH20ORTSE516182			3.13" 79 mm	1.82" 46 mm	.79	
TSERH20BKTSE516183	TSERH20ORTSE516183						
TSERH20BKTSE516184	TSERH20ORTSE516184		☐			1.57	
TSERH20BKTSE516185	TSERH20ORTSE516185					1.97	
TSERH20BKMS5161815	TSERH20ORMS5161815			3.94" 100 mm	2.33" 60 mm	.59	5/16-18
TSERH20BKMS5161820	TSERH20ORMS5161820					.79	
TSERH20BKMS5161830	TSERH20ORMS5161830			1.63" 41 mm	1.21" 30 mm	1.18	
TSERH20BKMS5161840	TSERH20ORMS5161840		☐			1.57	
TSERH20BKMS5161850				2.16" 54 mm	1.39" 35 mm	1.97	

MALE RATCHET HANDLES—INCH



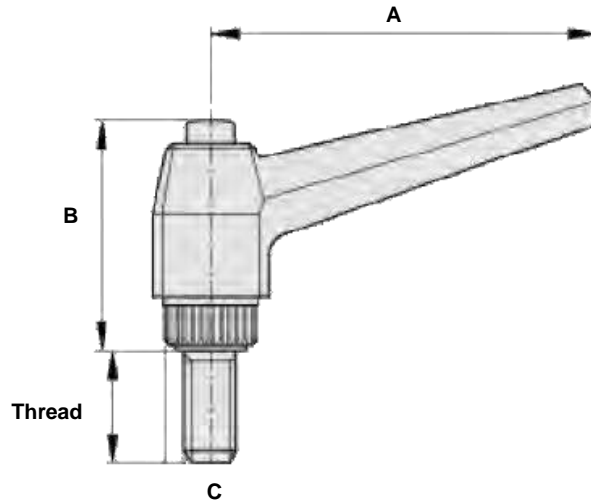
Black Male Inch Threads	Orange Male Inch Threads	Zinc	SS	A	B	C	Thread
TSERH30BKTSE381620		□		2.16" 54 mm	1.39" 35 mm	.79	3/8-16
TSERH30BKTSE381630	TSERH30ORTSE381630					1.18	
TSERH30BKTSE381640	TSERH30ORTSE381640			1.57			
TSERH30BKTSE381650	TSERH30ORTSE381650			1.97			
TSERH30BKTSE121330	TSERH30ORTSE121330			1.18	1/2-13		
TSERH30BKTSE121340		1.57					
TSERH30BKTSE121350		1.97					
	TSERH30ORMS381620	□		3.94" 100 mm	2.33" 60 mm	.79	3/8-16
TSERH30BKMS381630	TSERH30ORMS381630					1.18	
TSERH30BKMS381640	TSERH30ORMS381640			1.57			
TSERH30BKMS381650	TSERH30ORMS381650			1.97			
TSERH40BKTSE121330		□		3.13" 79 mm	1.82" 46 mm	1.18	1/2-13
TSERH40BKTSE121340						1.57	
TSERH40BKTSE121350						1.97	

MALE RATCHET HANDLES—INCH



Black Female Metric	Orange Female Metric	Zinc	SS	A	B	C	Thread
TSERH10BKFP5		☐		1.63" 41 mm	1.21" 30 mm	.42" 10 mm	M5x.08
TSERH10BKFP6							M6x1
TSERH10BKFS5	TSERH10ORFS5	☐		1.63" 41 mm	1.21" 30 mm	.42" 10 mm	M5x.08
TSERH10BKFS6							M6x1
TSERH20BKFP6		☐		2.16" 54 mm	1.39" 35 mm	.53" 13 mm	M8x1.25
TSERH20BKFP8							M6x1
TSERH20BKFS6	TSERH20ORFS6	☐		2.16" 54 mm	1.39" 35 mm	.53" 13 mm	M6x1
TSERH20BKFS8	TSERH20ORFS8						M8x1.25
TSERH30BKFP10		☐		3.13" 79 mm	1.82" 46 mm	.72" 18 mm	M10x1.5
TSERH30BKFP12							M12x1.75
TSERH30BKFP8		☐		3.13" 79 mm	1.82" 46 mm	.72" 18 mm	M8x1.25
TSERH30BKFS10	TSERH30ORFS10						M10x1.5
TSERH30BKFS8							M8x1.25

MALE RATCHET HANDLES—METRIC



Black Male Metric	Orange Male Metric	Zinc	SS	A	B	C	Thread
<i>TSERH10BKMPM515</i>		☐		1.63" 41 mm	1.21" 30 mm	.42" 10 mm	M5x.0815mm
<i>TSERH10BKMPM520</i>							M5x.0820mm
<i>TSERH10BKMPM615</i>	<i>TSERH10ORMPM615</i>						M6x115mm
<i>TSERH10BKMPM620</i>							M6x120mm
<i>TSERH10BKMPM625</i>							M6x125mm
<i>TSERH10BKMPM630</i>							M6x130mm
<i>TSERH10BKMSM615</i>			☐	1.63" 41 mm	1.21" 30 mm	.42" 10 mm	M6x115mm
<i>TSERH10BKMSM620</i>							M6x120mm
<i>TSERH10BKMSM625</i>							M6x125mm
<i>TSERH10BKMSM630</i>	<i>TSERH10ORMSM630</i>						M6x130mm
<i>TSERH20BKMPM815</i>		☐		2.16" 54 mm	1.39" 35 mm	.53" 13 mm	M8x1.2515mm
<i>TSERH20BKMPM820</i>	<i>TSERH20ORMPM820</i>						M8x1.2520mm
<i>TSERH20BKMPM830</i>	<i>TSERH20ORMPM830</i>						M8x1.2530mm
<i>TSERH20BKMPM840</i>	<i>TSERH20ORMPM840</i>						M8x1.2540mm
<i>TSERH20BKMPM850</i>							M8x1.2515mm
<i>TSERH20BKMSM815</i>	<i>TSERH20ORMSM815</i>	☐		2.16" 54 mm	1.39" 35 mm	.53" 13 mm	M8x1.2550mm
<i>TSERH20BKMSM820</i>							M8x1.2520mm
<i>TSERH20BKMSM830</i>	<i>TSERH20ORMSM830</i>						M8x1.2530mm
<i>TSERH20BKMSM840</i>							M8x1.2540mm
<i>TSERH20BKMSM850</i>							M8x1.2550mm

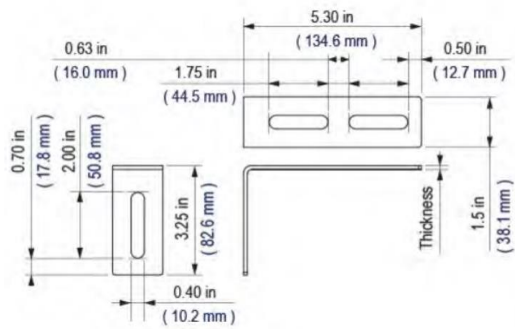
Black Male Metric	Orange Male Metric	Zinc	SS	A	B	C	Thread
TSERH30BKMPM1020							M10x1.520mm
TSERH30BKMPM1030							M10x1.530mm
TSERH30BKMPM1040							M10x1.540mm
TSERH30BKMPM1050							M10x1.550mm
TSERH30BKMPM1220		□					M12x1.7520mm
TSERH30BKMPM1230							M12x1.7530mm
TSERH30BKMPM1240							M12x1.7540mm
TSERH30BKMPM1250				3.13"	1.82"	.72"	M12x1.7550mm
TSERH30BKMPM1260				79 mm	46 mm	18 mm	M12x1.7560mm
TSERH30BKMSM1020							M10x1.520mm
TSERH30BKMSM1030	TSERH30ORMSM1030						M10x1.530mm
TSERH30BKMSM1040							M10x1.540mm
	TSERH30ORMSM1050		□				M10x1.550mm
TSERH30BKMSM1230							M12x1.7530mm
TSERH30BKMSM1240							M12x1.7540mm
TSERH30BKMSM1250	TSERH30ORMSM1250						M12x1.7550mm

METAL "L" BRACKETS

Made with 304 stainless steel on brackets

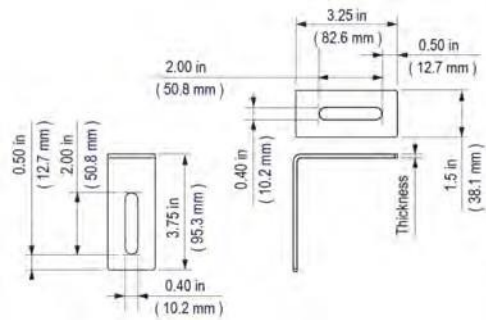
SERIES A

Part No.	Stainless	Thickness
TSE205A18S	□	1/8"
TSE205A316S		3/16"
TSE205A14S		1/4"



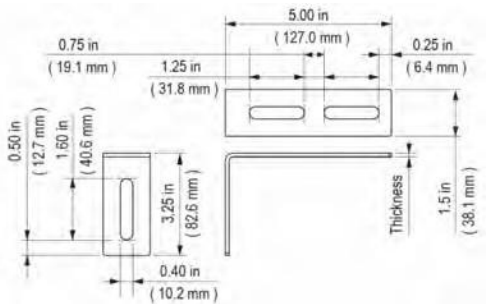
SERIES B

Part No.	Stainless	Thickness
TSE205B18S	□	1/8"
TSE205B316S		3/16"
TSE205B14S		1/4"



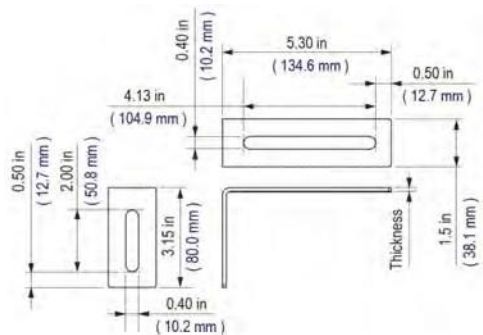
SERIES C

Part No.	Stainless	Thickness
TSE205C18S	□	1/8"
TSE205C316S		3/16"
TSE205C14S		1/4"



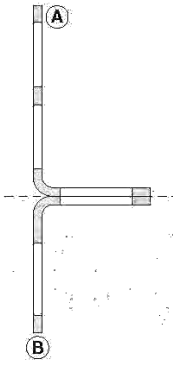
SERIES D

Part No.	Stainless	Thickness
TSE205D18S	□	1/8"
TSE205D316S		3/16"
TSE205D14S		1/4"

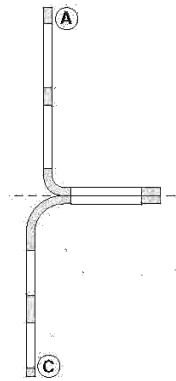


DOUBLE RAIL CLAMP

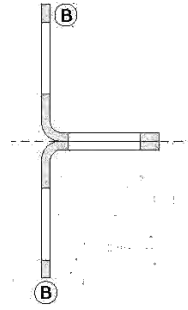
Supplied with basic hardware kits in stainless steel.
See dimensions on page 47.



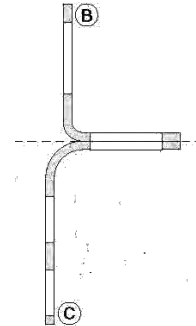
Part No.
TSE205AB18S
TSE205AB316S
TSE205AB14S



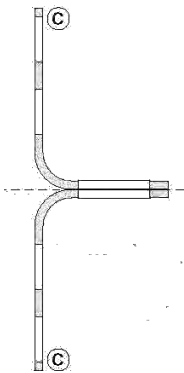
Part No.
TSE205AC18S
TSE205AC316S
TSE205AC14S



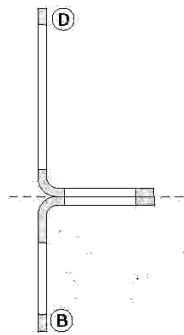
Part No.
TSE205BB18S
TSE205BB316S
TSE205BB14S



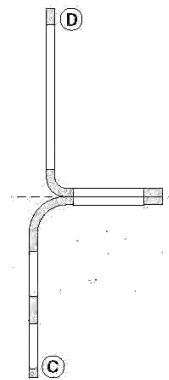
Part No.
TSE205BC18S
TSE205BC316S
TSE205BC14S



Part No.
TSE205CC18S
TSE205CC316S
TSE205CC14S



Part No.
TSE205DB18S
TSE205DB316S
TSE205DB14S



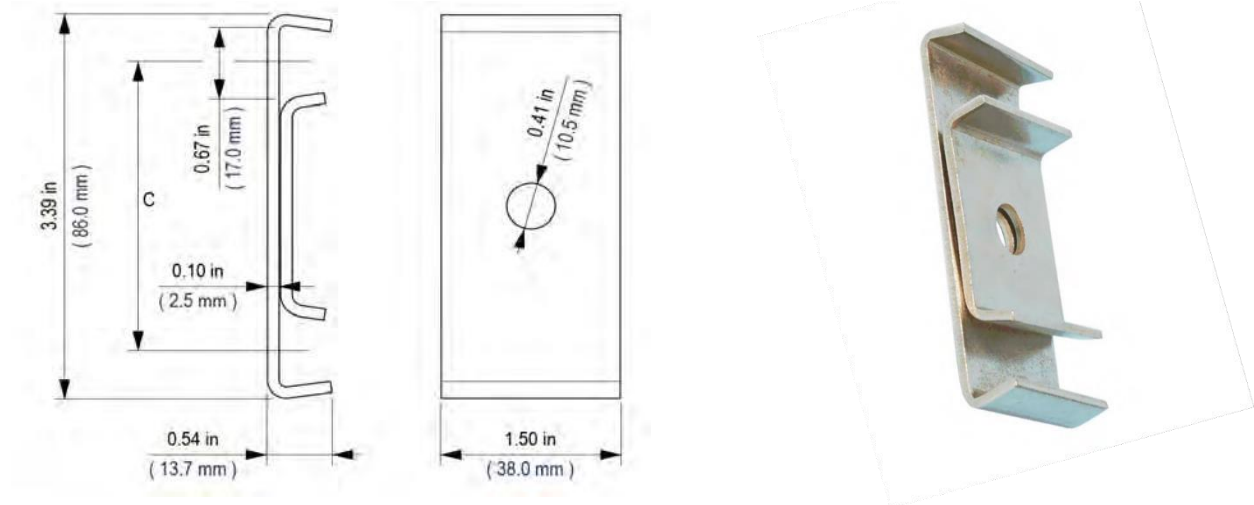
Part No.
TSE205DC18S
TSE205DC316S
TSE205DC14S



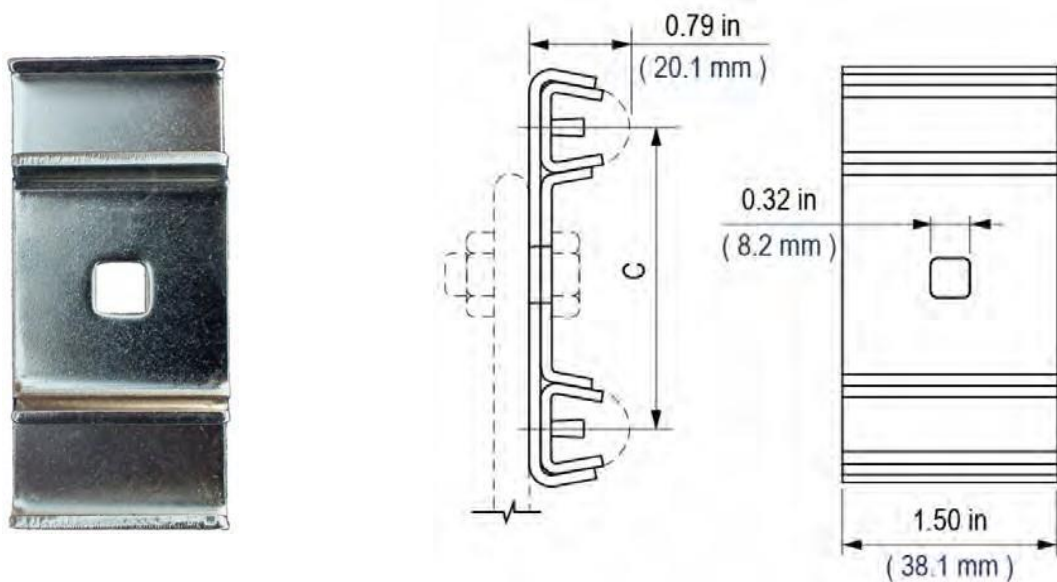
Part No.
TSERH30BKFS3816
TSERH30BKFP3816

DOUBLE RAIL CLAMP

Material: 304 stainless steel
Choice of rail center dimensions



Part No.	Rail Centers (C)	Hole Shape	Fastener	Width
TSEDRC025	2.5"	○	3/8 or M10	1.50"
TSEDRC025W	2.5"	○	3/8 or M10	3.00"
TSEDRC025WSH	2.5"	□	3/8 or M10	3.00"
TSEDRC0325	3.25"	○	3/8 or M10	3.25"
TSEDRC0375	3.75"	○	3/8 or M10	1.50"

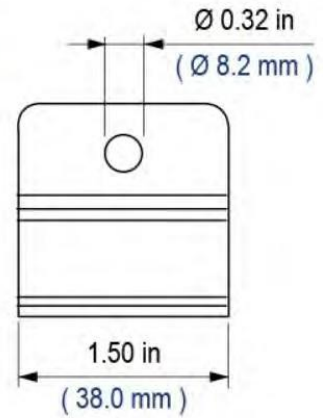
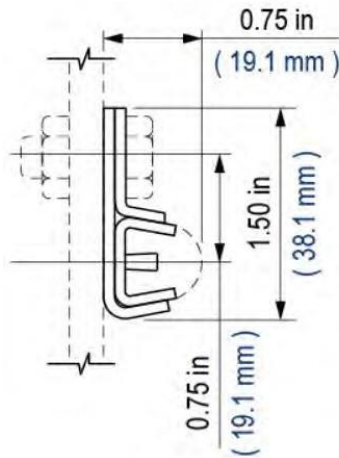


SINGLE RAIL CLAMP

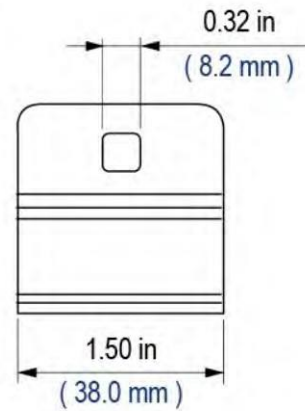
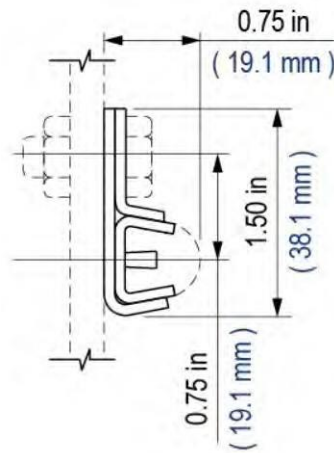
DOUBLE RAIL CLAMP

Usage: Used to hold guide rail for a wear bed grid.

Material: 304 stainless steel



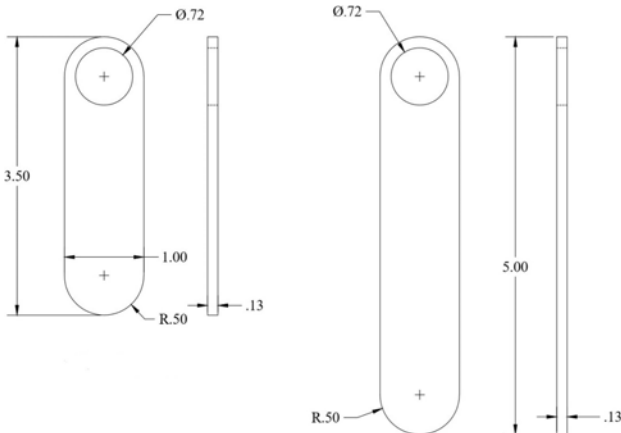
Part No.	Fastener
TSESRC015	5/16 or M8



Part No.	Fastener
TSESRC015SH	5/16 or M8

SENSOR MOUNT

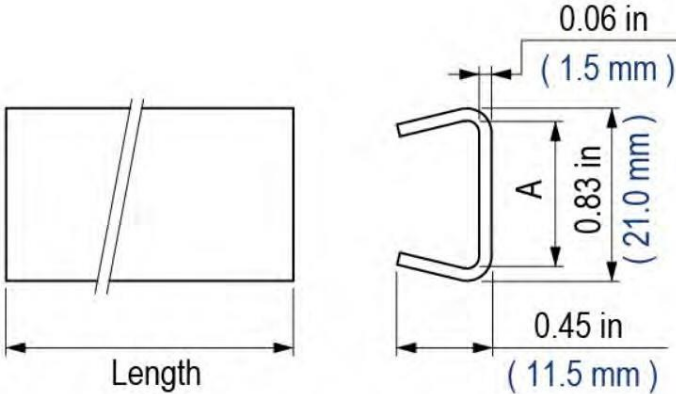
Material: 304 stainless steel



Part No.	Length	Sensor Hole
TSE6123512	3 1/2"	12 mm
TSE6123518		18 mm
TSE6125018	5"	18 mm

RAIL SPLICE

Material: 304 stainless steel

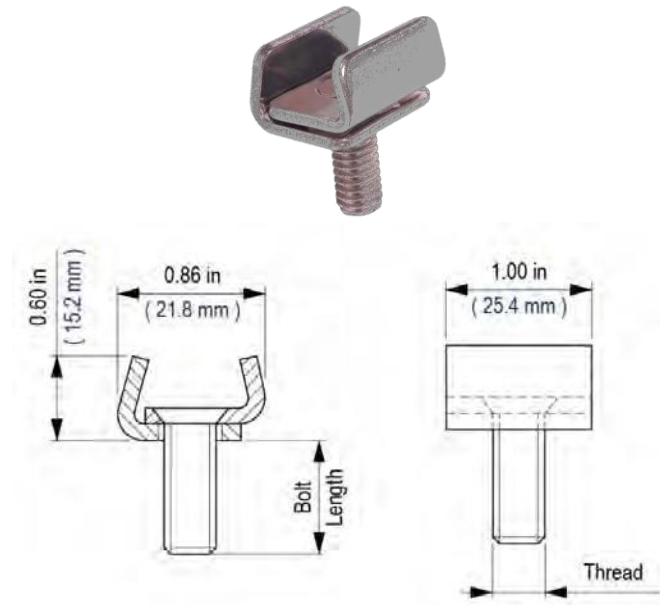


Part No.	Length	Material
TSE01301	2"	Stainless
TSE01303	3"	
TSE01304	4"	
TSE01306	6"	

SELF-ADJUSTING CLAMP

SENSOR MOUNT

Material: 304 stainless steel



Part Number	Thread	Bolt Length	
		in	mm
TSESAC01	5/16	.625	15.88
TSESAC02		.75	19.1
TSESAC03		1.0	25.4
TSESAC04		1.25	31.8
TSESAC1401	1/4	.60	15.24
TSESAC1402		.80	20.32
TSESAC02M	M8	.787	20
TSESAC04M		1.18	30

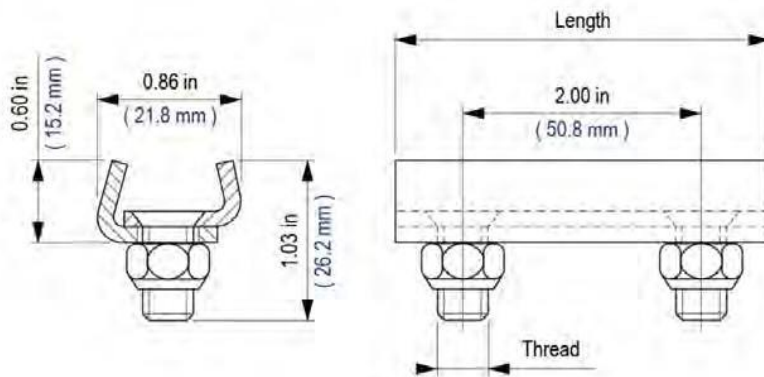
WISE CLAMP FOR GUIDE PROFILES

Usage: Splices two sections of guide rail or chain guides

Material: 304 stainless steel

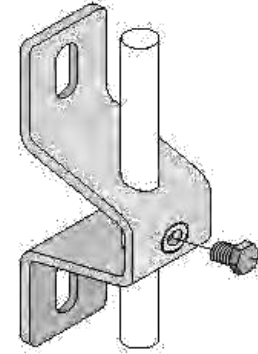
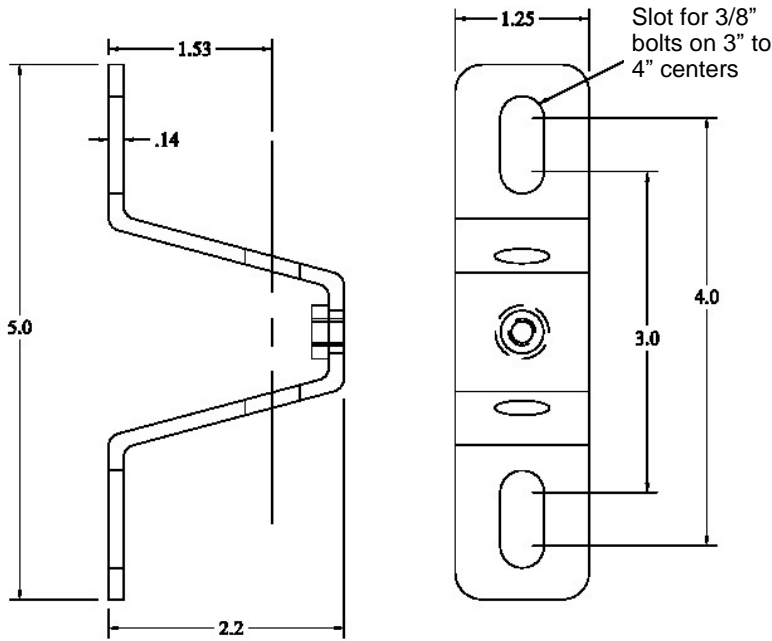


Part Number	Length	
	in	mm
TSEVSC01	3	76.2

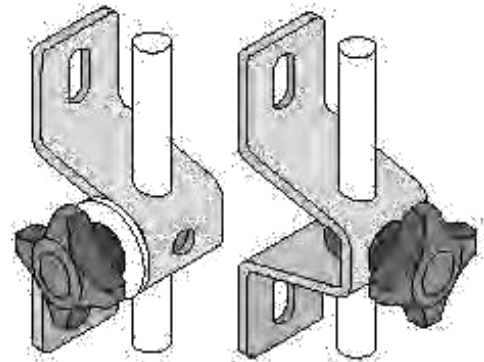
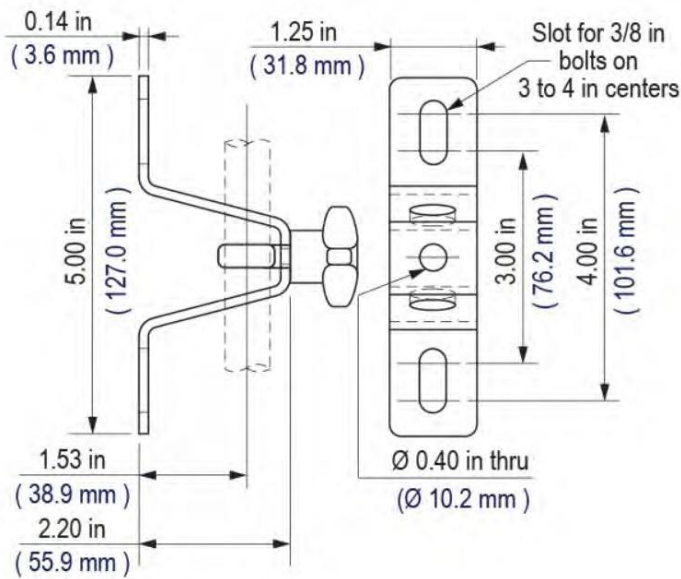


STAINLESS STEEL BRACKET

Made with 304 stainless steel
Rod sold separately



Part No.	Rod
TSE253BS12	1/2"
TSE253BS58	5/8"

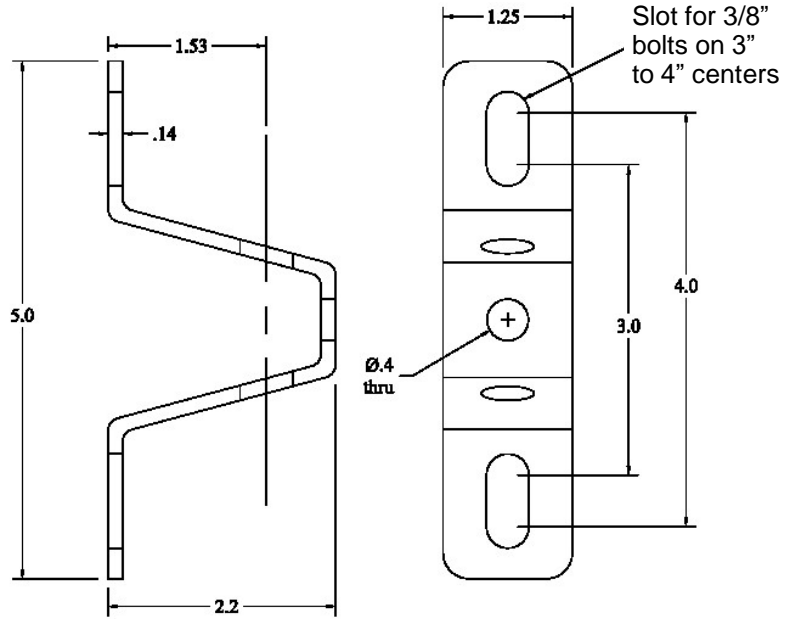
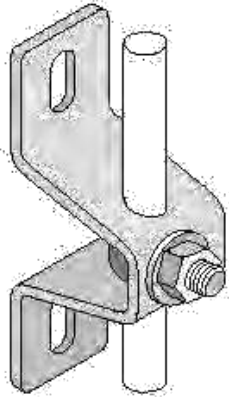


Part No.	Rod
TSE253KS12	1/2"
TSE253KS58	5/8"



STAINLESS STEEL BRACKET

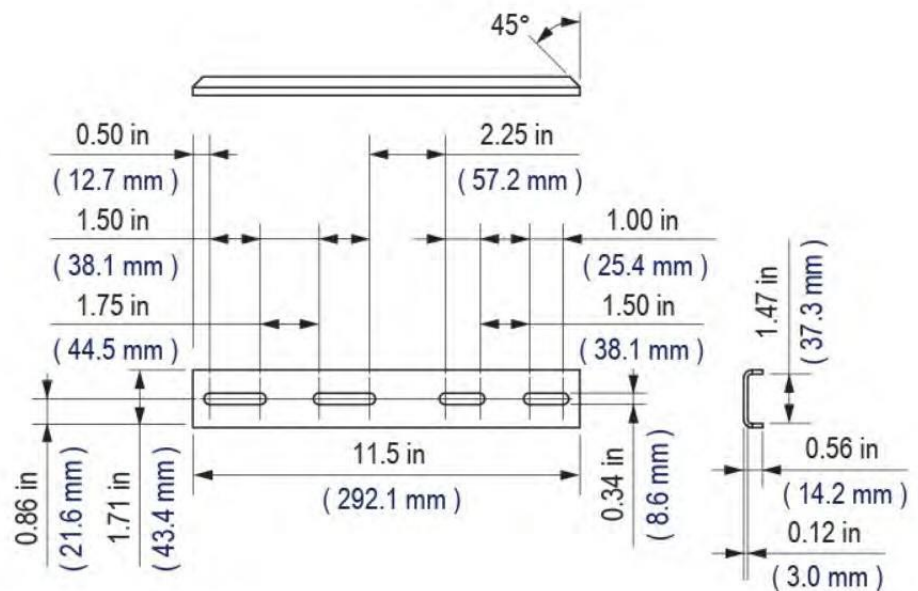
Made with 304 stainless steel
Rod sold separately



Part No.	Rod
TSE253NS12	1/2"
TSE253NS58	5/8"

GUIDE RAIL BRACKET

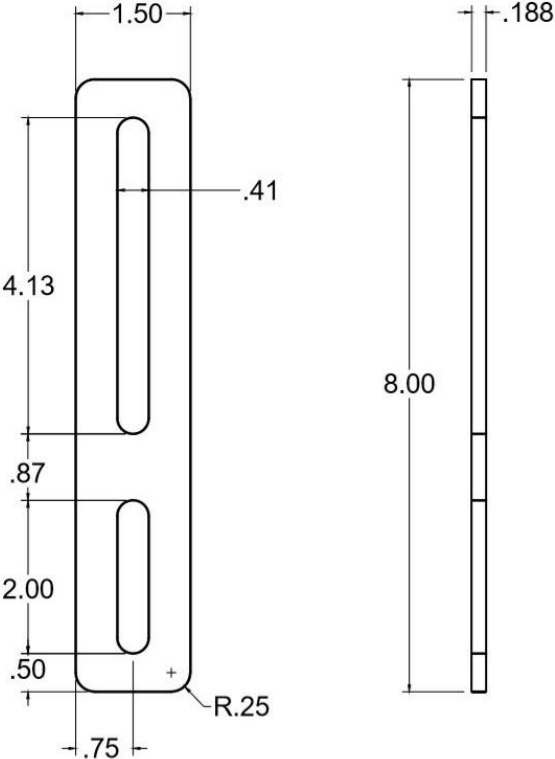
Made with 304 stainless steel



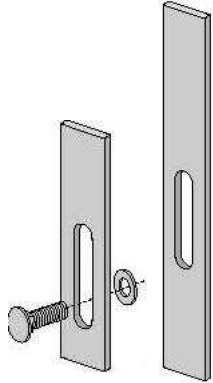
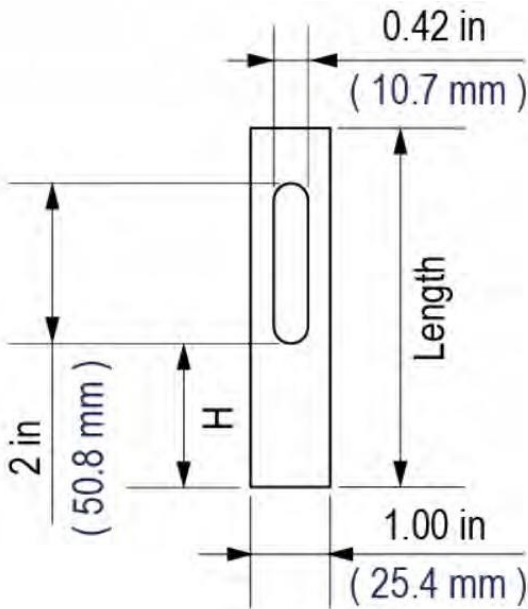
Part Number
TSE201S115

GUIDE RAIL BRACKET

Made with 304 stainless steel



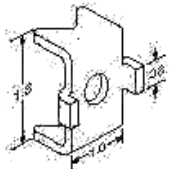
Part Number
<i>TSE204DS115</i>



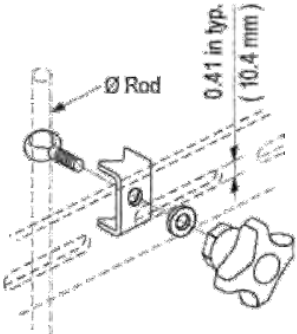
Part Number T
<i>TSE204F75316</i>
<i>TSE204F45316</i>

GUIDE RAIL BRACKET

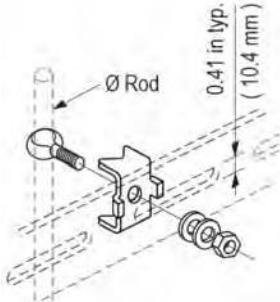
Made with 304 stainless steel



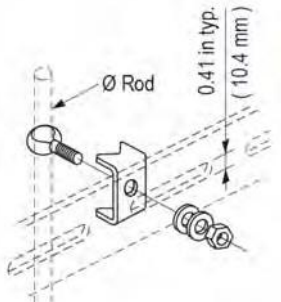
Part No.	Rod
TSE641T12	1/2"
TSE641T58	5/8"



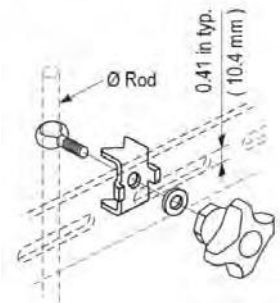
Part No.	Rod
TSE641K12	1/2"
TSE641K58	5/8"



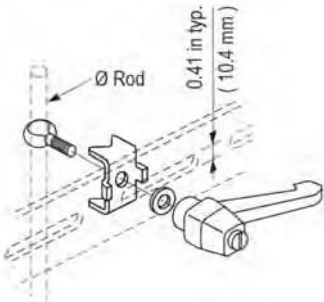
Part No.	Rod
TSE641TN12	1/2"
TSE641TN58	5/8"



Part No.	Rod
TSE641N12	1/2"
TSE641N58	5/8"

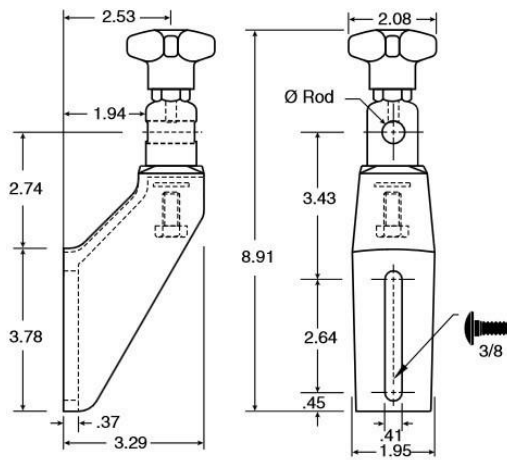


Part No.	Rod
TSE641TK12	1/2"
TSE641TK58	5/8"

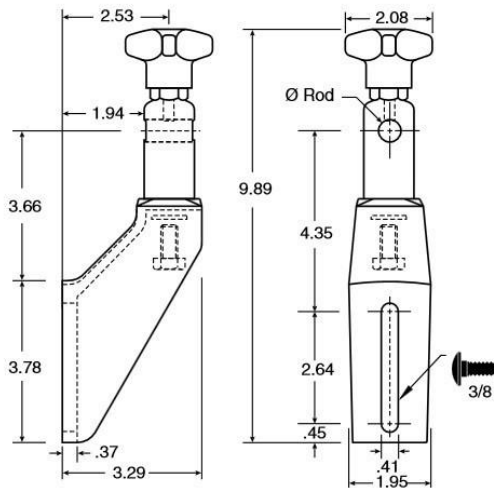


Part No.	Rod
TSE641TR12	1/2"
TSE641TR58	5/8"

SWIVEL BRACKET



Part No.
<i>TSESS503BSC12</i>
<i>TSESS503BSC58</i>



Part No.
<i>TSESS503BHSC12</i>
<i>TSESS503BHSC58</i>

knob; rotate cam to your specific adjustment

Material: Reinforced nylon with acetal cam and stainless steel tubes

Patented



Part No.

TSEQC221

Usage: Simplifies adjustment of rod, clamp, and guide rail into one quick-change push of the knob; rotate cam to your specific adjustment

Material: Stainless steel with acetal cam and stainless steel tubes

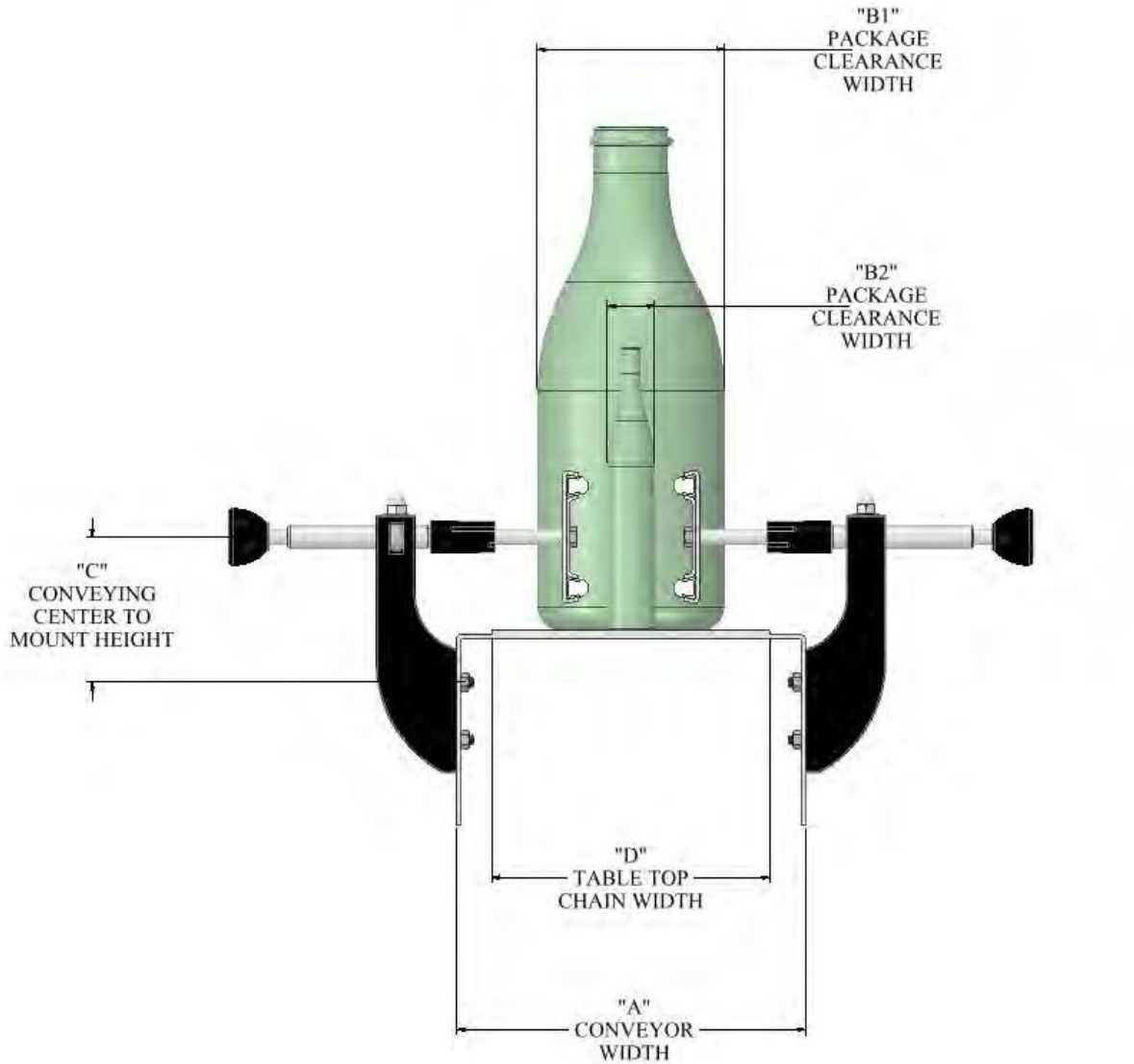
Patented



Part No.

TSEQCSS221

QUICK-CHANGE™ BRACKET APPLICATION SHEET



Customer: _____

Contact: _____ Phone: _____

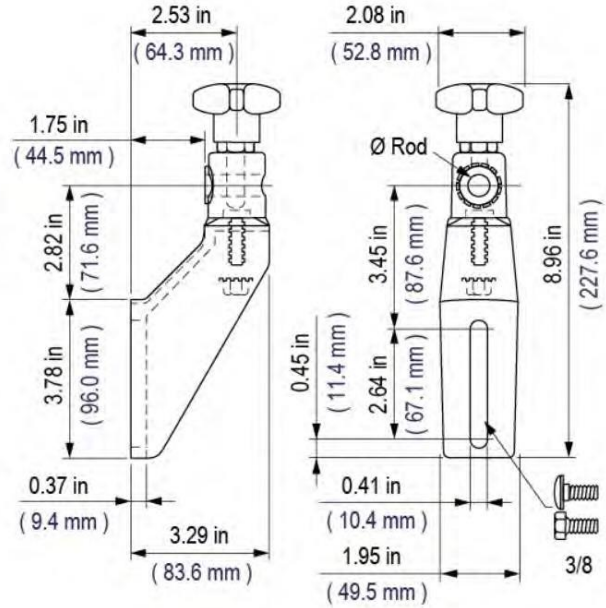
Fax: _____

Check One: → One side → Two sides	A=	_____
	B1=	_____
	B2=	_____
	B3=	_____
	B4=	_____
	B5=	_____
B6=	_____	

Supplied with swivel cap, stainless steel eyebolt, knob, 3/8-16 bolt, nut and washers.



Part No.
<i>TSE503BSC12</i>
<i>TSE503BSC58</i>

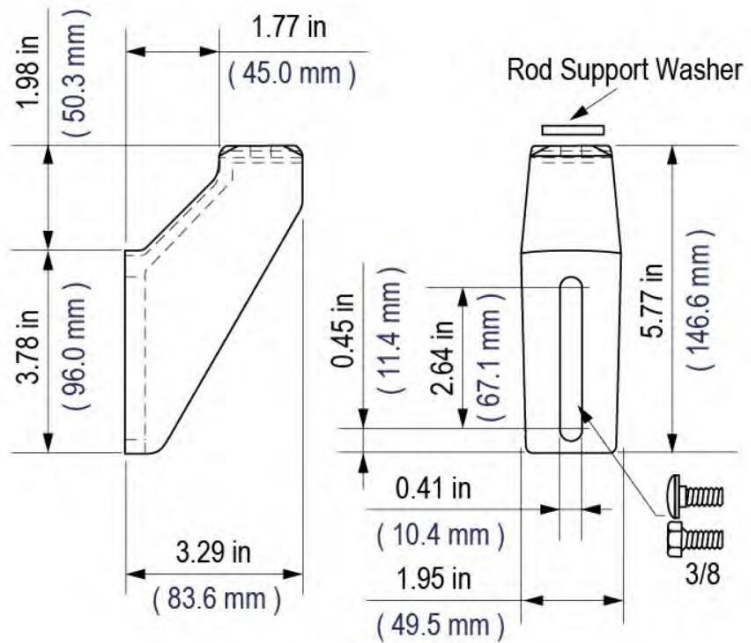


BRACKET BODY

Usage: Used with threaded adjusting rod (*TSE524* or *TSE532*); rod not included
Supplied with stainless steel washer.



Part No.
<i>TSE503B</i>

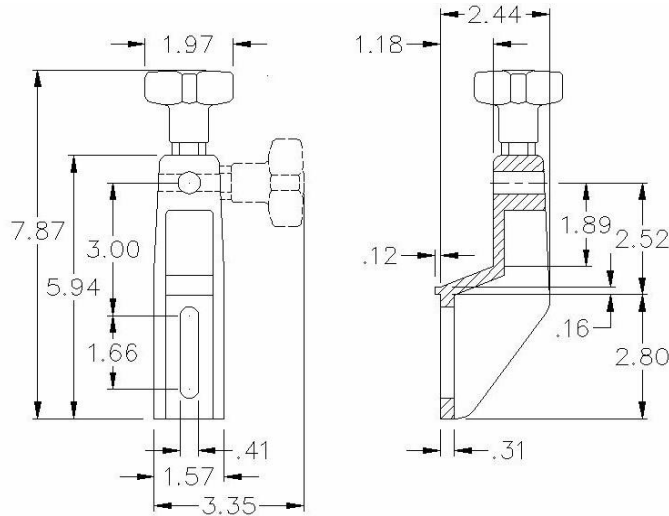


SMALL GUIDE RAIL BRACKET

Supplied with stainless steel eyebolt, knob, 3/8-16 bolt, nut and washers.

Usage:

- Supports guide rails where horizontal adjustments are needed.
- Can be mounted on side of frame for quick release or adjustment.



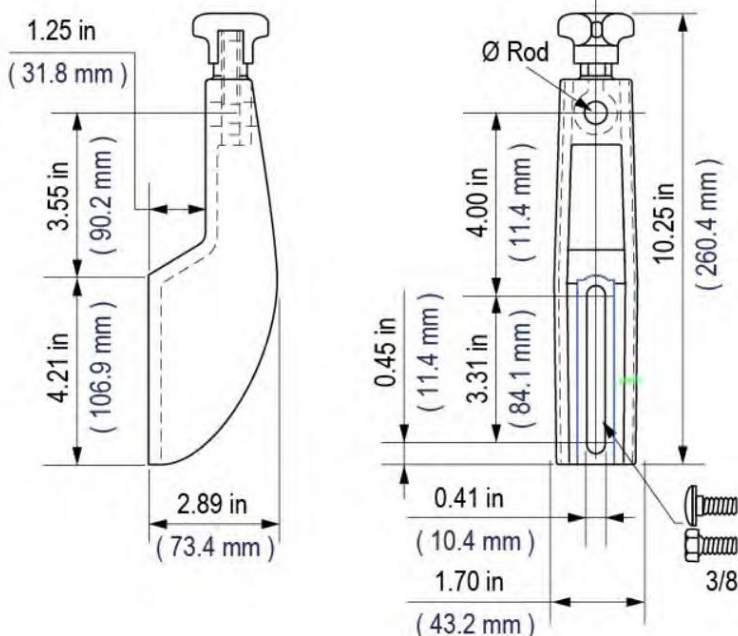
Part Number
TSE51012
TSE51058

LARGE GUIDE RAIL BRACKET

Supplied with stainless steel eyebolt, knob, 3/8-16 bolt, nut and washers.

Usage:

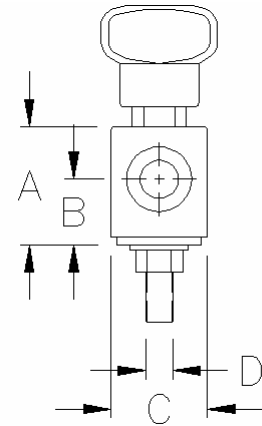
- Supports guide rails where horizontal adjustments are needed.
- Can be mounted on side of frame for quick release or adjustment.



Part Number
TSE22112
TSE22158

SWIVEL CAP

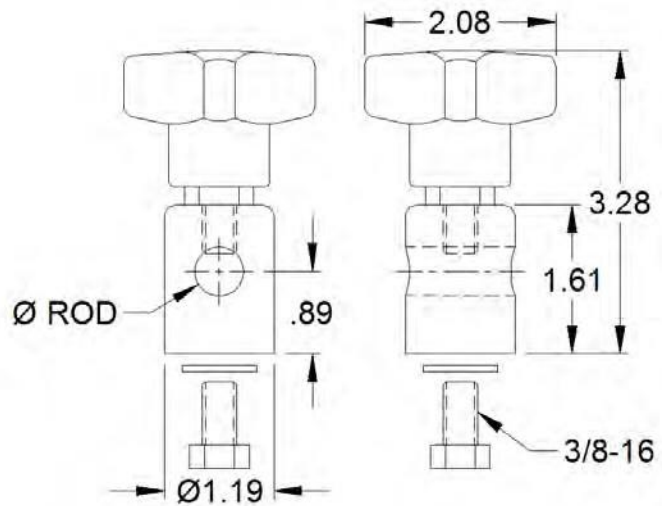
Supplied with glass-reinforced knob, stainless steel cap, 3/8-16 bolt, and washer.



Part No.	A	B	C	D	Shaft Diameter
TSE503SC12	1.63"	.90"	1.34"	3/8-16	1/2"
TSE503SC58					5/8"

SWIVEL CAP ASSEMBLY

Supplied with glass-reinforced knob, stainless steel cap, 3/8-16 bolt, and washer.

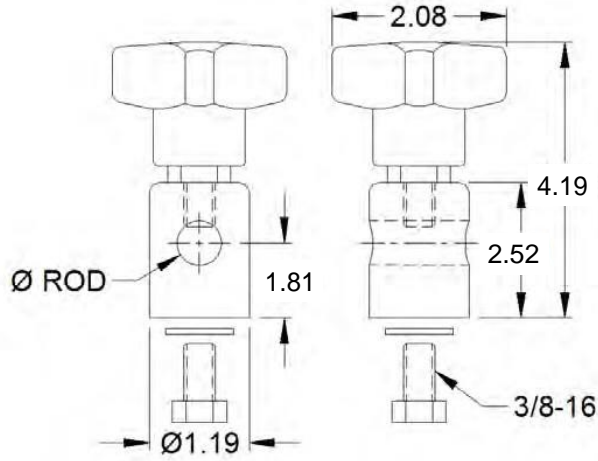


Part No.	Shaft Diameter
TSESS503SC12	1/2"
TSESS503SC58	5/8"

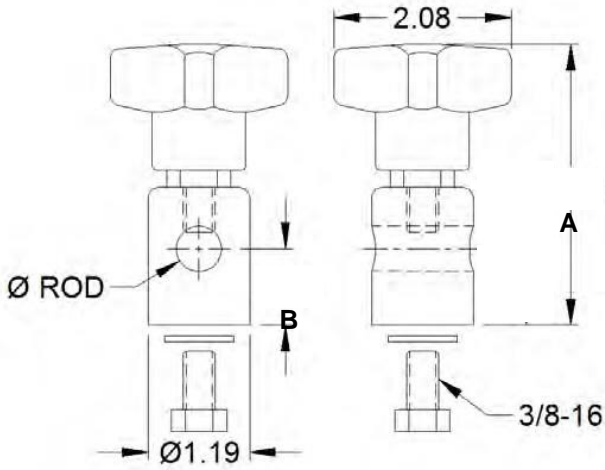


SWIVEL CAP ASSEMBLY

Supplied with glass-reinforced knob, stainless steel cap, 3/8-16 bolt, and washer.



Part No.	Shaft Diameter
TSESS503HSC12	1/2"
TSESS503HSC58	5/8"

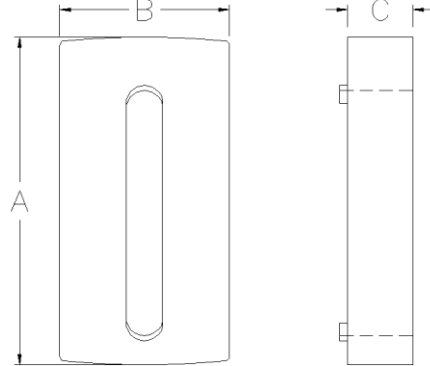



Part No.	Shaft Diameter	A	B
TSESS503HTS12	1/2"	5.70	5.12
TSESS503HTS58	5/8"	5.70	5.12

SPACER

Usage: Use TSE504S with TSE503B bracket; use TSE511S with TSE510 bracket; use TSE221S with TSE22112 bracket.

Allows efficient mounting of several spacers together to obtain wider bracket or guide rail distance.

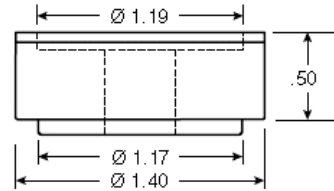


Part No.	A	mm	B	mm	C	mm
TSE504S	3.75"	95.25	1.90"	48.26	0.75"	19.05
TSE511S	2.95"	74.93	1.97"	50.03	0.59"	14.98
TSE221S	4.39"	111.50	2.05"	52.07		

STACKING RING

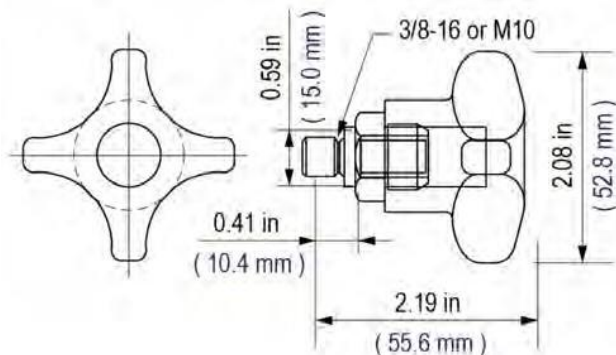


Part No.
TSEVSR



SWIVEL CAP KNOB—MALE

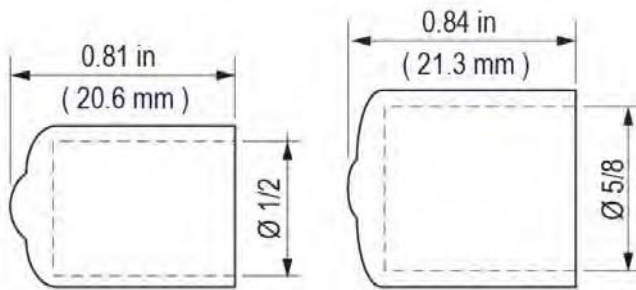
Can be used independently or as a replacement part for the hand knobs in the TSE line of brackets.



Part No.	Thread	Knob Color
TSE28038M	3/8-16	Black

ADJUSTING ROD PROTECTIVE CAP

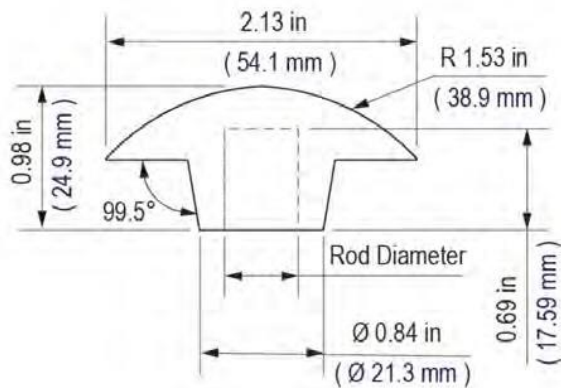
May be used with TSE524 or TSE532 series adjusting rods.



Part No.	Diameter	Color
TSE2004R	1/2"	Red
TSE2004Y	1/2"	Yellow
TSE2005R	5/8"	Red
TSE2005Y	5/8"	Yellow

SAFETY CAP

May be used with TSE524 or TSE532 series adjusting rods.



Part No.	Diameter	Color
TSE20022512B	1/2"	Black
TSE20022558B	5/8"	

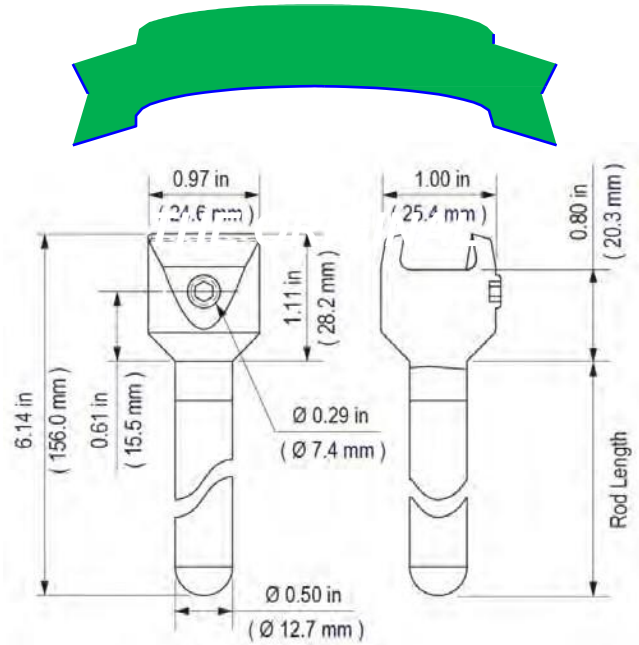
ADJUSTING ROD

Usage: Compatible with Solus®, Artek®, Spiratex® or Pobco® rails.

Injection molding through the stainless steel tube. A strong and crush-resistant rod.



Part No.	Shaft Diameter
TSE5255TZ	1/2"
TSE5257TZ	
TSE52511TZ	



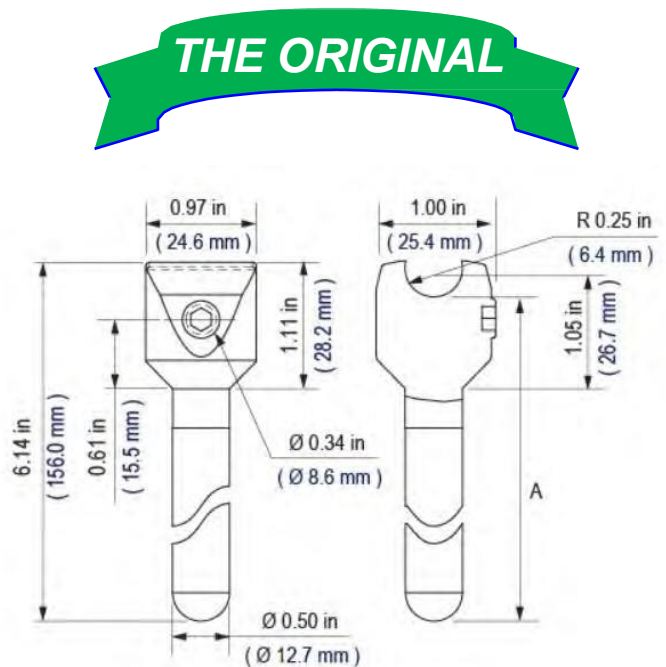
ROUND ADJUSTING ROD

Usage: Used to hold 1/2" stainless steel rod.

Injection molding through the stainless steel tube. A strong and crush-resistant rod.



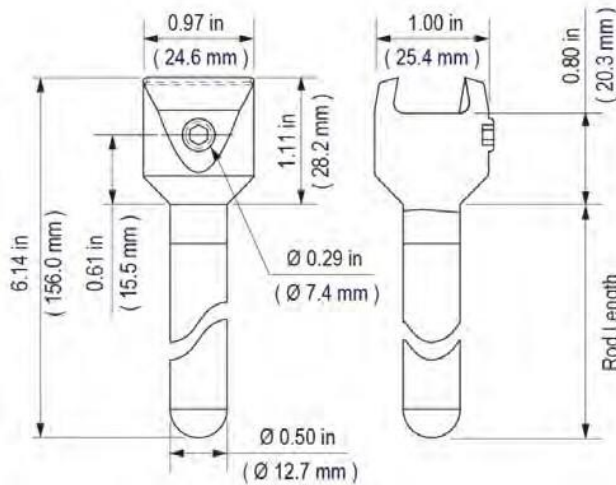
Part No.	Shaft Diameter
TSE5255R	1/2"
TSE5257R	
TSE52511R	



LASER-NUMBERED ADJUSTING ROD

Usage: Compatible with Solus®, Artek®, Spiratex® or Pobco® rails.

Injection molding through the stainless steel tube. A strong and crush-resistant rod. Laser numbering available in imperial or metric measurements.

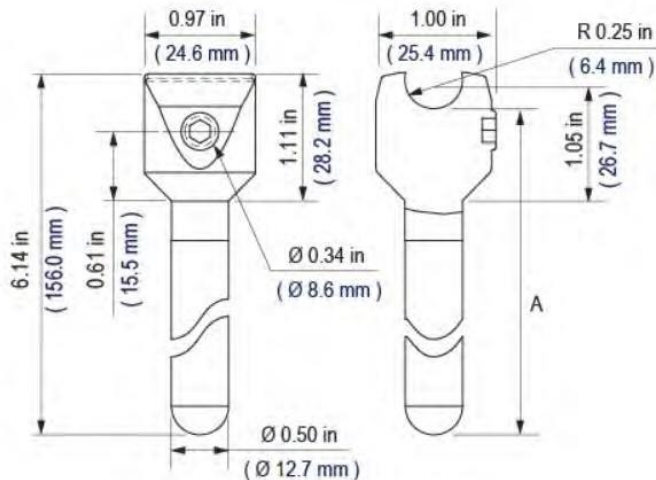


Part No.	Shaft Diameter
LNTSE5255TZ	1/2"
LNTSE5257TZ	
LNTSE52511TZ	

LASER-NUMBERED ROUND ADJUSTING ROD

Usage: Used to hold 1/2" stainless steel rod.

Injection molding through the stainless steel tube. A strong and crush-resistant rod. Laser numbering available in imperial or metric measurements.

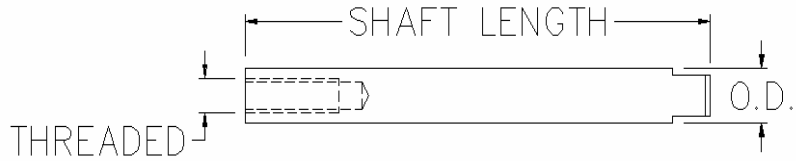


Part No.	Shaft Diameter
LNTSE5255R	1/2"
LNTSE5257R	
LNTSE52511R	

LASER-NUMBERED ADJUSTING ROD

1/2" ADJUSTING ROD

Material: 1/2" diameter stainless steel rod



Part No.	Shaft Length	O.D.	Threaded
TSE5243516	3"	1/2" 12.7 mm	5/16"
TSE524338	76.2 mm		3/8"
TSE5244516	4"		5/16"
TSE524438	101.6 mm		3/8"
TSE5245516	5"		5/16"
TSE524538	127 mm		3/8"
TSE5246516	6"		5/16"
TSE524638	152.4 mm		3/8"
TSE524614			1/4"
TSE5247516	7"		5/16"
TSE524738	177.8 mm		3/8"
TSE524714			1/4"
TSE5248516	8"		5/16"
TSE524838	203.2 mm		3/8"
TSE52410516	10"		5/16"
TSE5241038	254 mm		3/8"
TSE5241014			1/4"
TSE52412516	12"		5/16"
TSE5241238	304.8 mm		3/8"
TSE52415516	15"		5/16"
TSE5241538	381 mm	3/8"	
TSE52418516	18"	5/16"	
TSE5241838	457.2 mm	3/8"	
TSE52424516	24"	5/16"	
TSE5242438	609.6 mm	3/8"	

Use with these components:

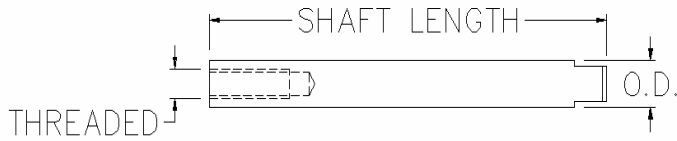


TSESAC0
1 (page 52)

TSEDRC02
5 (page 49)

LASER-NUMBERED 1/2" ADJUSTING ROD

Material: 1/2" diameter stainless steel rod



Part No.	Shaft Length	O.D.	Threaded
LNTSE5243516	3"	1/2" 12.7 mm	5/16"
LNTSE524338	76.2 mm		3/8"
LNTSE5244516	4"		5/16"
LNTSE524438	101.6 mm		3/8"
LNTSE5245516	5"		5/16"
LNTSE524538	127 mm		3/8"
LNTSE5246516	6"		5/16"
LNTSE524638	152.4 mm		3/8"
LNTSE524614			1/4"
LNTSE5247516	7"		5/16"
LNTSE524738	177.8 mm		3/8"
LNTSE524714			1/4"
LNTSE5248516	8"		5/16"
LNTSE524838	203.2 mm		3/8"
LNTSE52410516	10"		5/16"
LNTSE5241038	254 mm		3/8"
LNTSE5241014			1/4"
LNTSE52412516	12"		5/16"
LNTSE5241238	304.8 mm		3/8"
LNTSE52415516	15"		5/16"
LNTSE5241538	381 mm	3/8"	
LNTSE52418516	18"	5/16"	
LNTSE5241838	457.2 mm	3/8"	
LNTSE52424516	24"	5/16"	
LNTSE5242438	609.6 mm	3/8"	



Use with these components:

TSESAC0
1 (page 52)

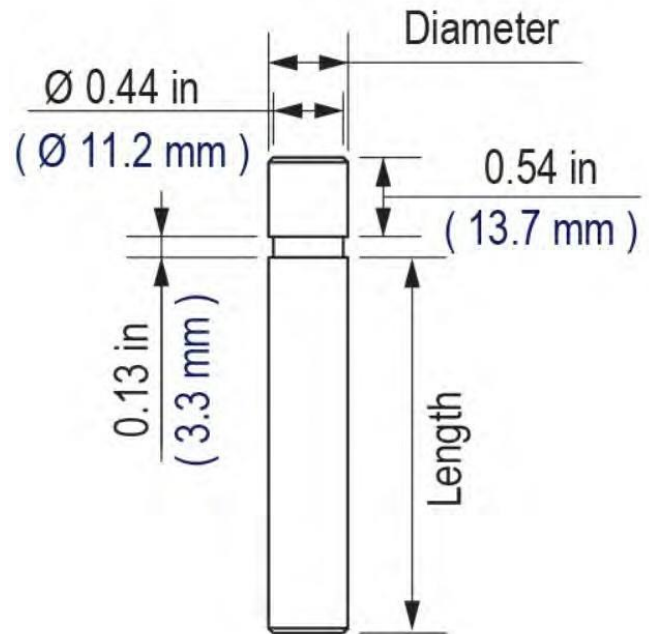
TSEDRC02
5 (page 49)

LASER-NUMBERED 1/2" ADJUSTING ROD

ADJUSTING ROD—020 STYLE

Material: Stainless steel

Usage: Attaches to *TSE01901* and *TSE02001* rod ends



Part No.	Length	Diameter
TSE020R3	3" 76.2 mm	1/2" 12.7 mm
TSE020R5	5" 127 mm	
TSE020R7	7" 177.8 mm	
TSE020R9	9" 228.6 mm	
TSE020R11	11" 279.4 mm	
TSE020R15	15" 381 mm	

TSE020R4	4" 101.6 mm	5/8" 15.875 mm
TSE020R6	6" 152.4 mm	
TSE020R8	8" 203.2 mm	
TSE020R10	10" 254 mm	
TSE020R12	12" 304.8 mm	

Use with these components:



TSE
01901
(page 74)



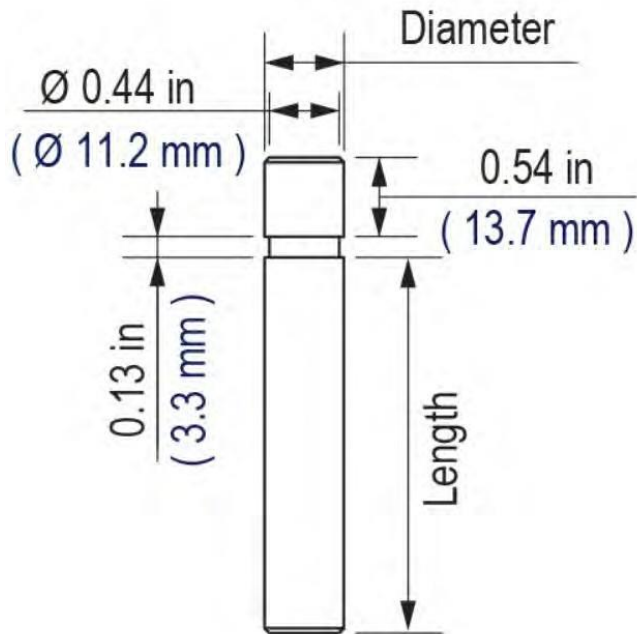
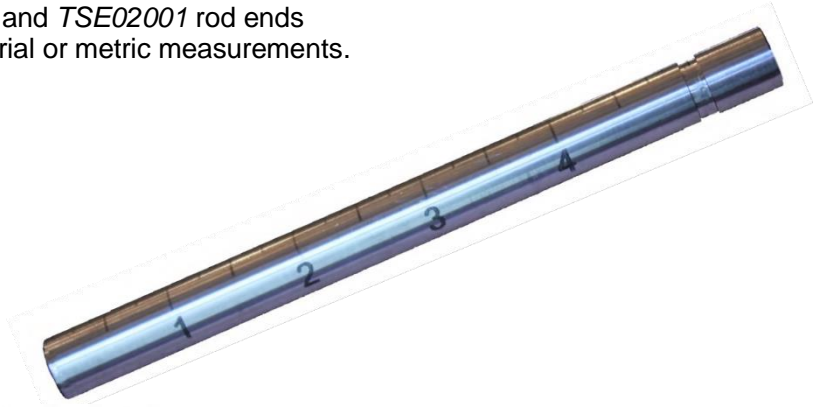
TSE
02001
(page 74)

LASER-NUMBERED ADJUSTING ROD

Material: Stainless steel

Usage: Attaches to *TSE01901* and *TSE02001* rod ends

Laser numbering available in imperial or metric measurements.



Use with these components:



TSE
01901
(page 74)



TSE
02001
(page 74)

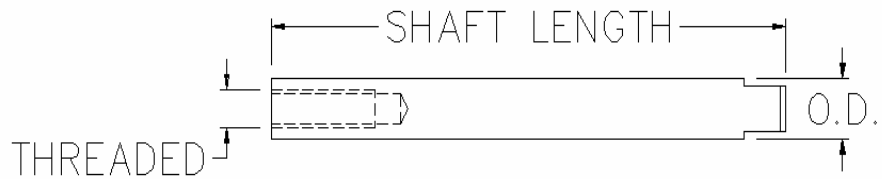
Part No.	Length	Diameter
LNTSE020R3	3" 76.2 mm	1/2" 12.7 mm
LNTSE020R5	5" 127 mm	
LNTSE020R7	7" 177.8 mm	
LNTSE020R9	9" 228.6 mm	
LNTSE020R11	11" 279.4 mm	
LNTSE020R15	15" 381 mm	

LNTSE020R4	4" 101.6 mm	5/8" 15.875 mm
LNTSE020R6	6" 152.4 mm	
LNTSE020R8	8" 203.2 mm	
LNTSE020R10	10" 254 mm	
LNTSE020R12	12" 304.8 mm	

LASER-NUMBERED ADJUSTING ROD

5/8" ADJUSTING ROD

Material: 5/8" diameter stainless steel rod
Usage: May be used in conjunction with *TSEDRC025* or *TSESAC01*.



Part No.	Shaft Length	O.D.	Threaded
<i>TSE5326516</i>	6"	5/8" 15.875 mm	5/16"
<i>TSE532638</i>	152.4 mm		3/8"
<i>TSE5328516</i>	8"		5/16"
<i>TSE532838</i>	203.2 mm		3/8"
<i>TSE53210516</i>	10"		5/16"
<i>TSE5321038</i>	254 mm		3/8"
<i>TSE53212516</i>	12"		5/16"
<i>TSE5321238</i>	304.8 mm		3/8"
<i>TSE53215516</i>	15"		5/16"
<i>TSE5321538</i>	381 mm		3/8"
<i>TSE53218516</i>	18"		5/16"
<i>TSE5321838</i>	457.2 mm		3/8"
<i>TSE53224516</i>	24"		5/16"
<i>TSE5322438</i>	609.6 mm		3/8"

Use with these components:

TSE
SAC01
(page 52)

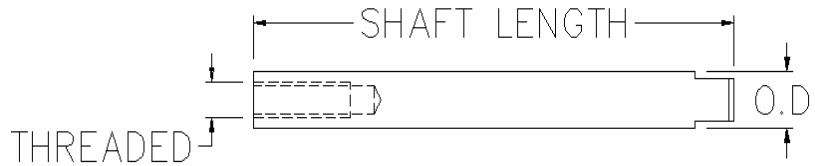
TSE
DRC025
(page 49)

LASER-NUMBERED 5/8" ADJUSTING ROD

Material: 5/8" diameter stainless steel rod

Usage: May be used in conjunction with *TSEDRC025* or *TSESAC01*.

Laser numbering available in imperial or metric measurements.



Part No.	Shaft Length	O.D.	Threaded
LNTSE5326516	6"	5/8" 15.875 mm	5/16"
LNTSE532638	152.4 mm		3/8"
LNTSE5328516	8"		5/16"
LNTSE532838	203.2 mm		3/8"
LNTSE53210516	10"		5/16"
LNTSE5321038	254 mm		3/8"
LNTSE53212516	12"		5/16"
LNTSE5321238	304.8 mm		3/8"
LNTSE53215516	15"		5/16"
LNTSE5321538	381 mm		3/8"
LNTSE53218516	18"		5/16"
LNTSE5321838	457.2 mm		3/8"
LNTSE53224516	24"		5/16"
LNTSE5322438	609.6 mm		3/8"



Use with these companion components:



TSE
SAC01
(page 52)



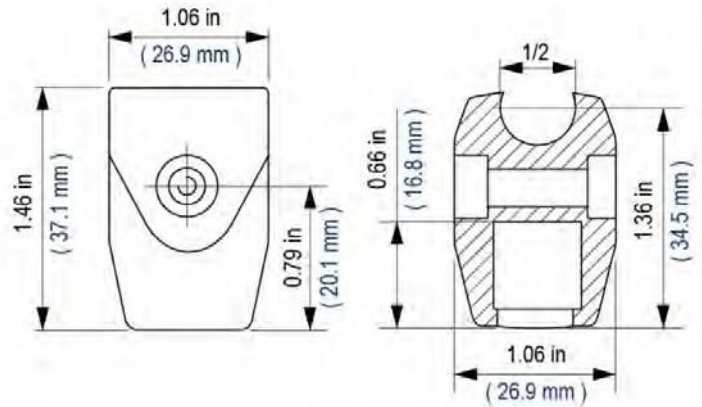
TSE
DRC025
(page 49)

LASER-NUMBERED 5/8" ADJUSTING ROD ROD ENDS

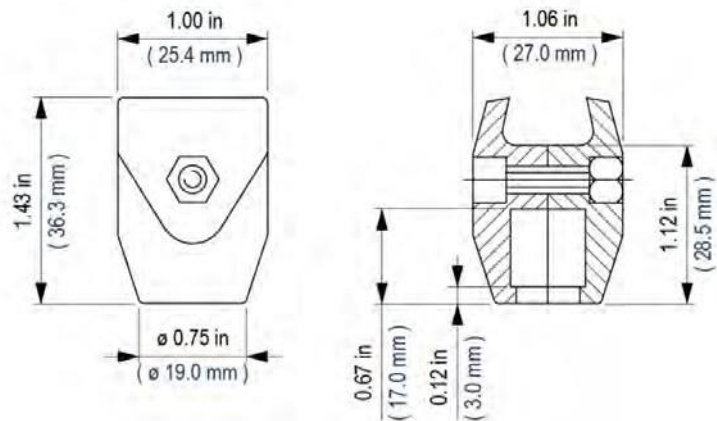
Material: Clamp in acetal, bolt in stainless steel and nickel-plated brass



Part No.
TSE01901



Part No.
TSE02001

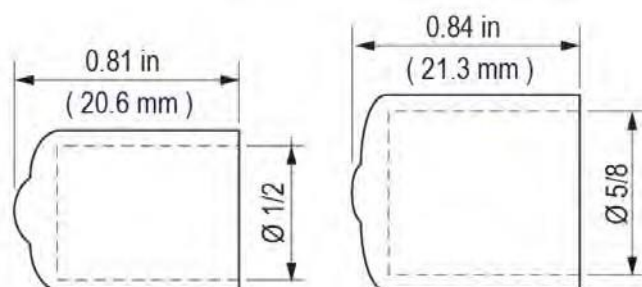


ADJUSTING ROD PROTECTIVE CAP

May be used with TSE524 or TSE532 series adjusting rods.



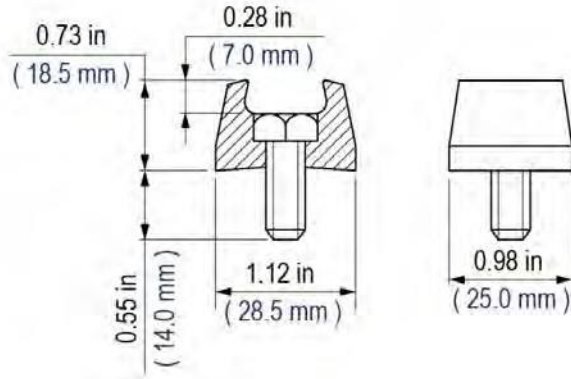
Part No.	Diameter	Color
TSE2004R	1/2"	Red
TSE2004Y	1/2"	Yellow
TSE2005R	5/8"	Red
TSE2005Y	5/8"	Yellow



ALUMINUM COMPRESSION CLIP

Material: Aluminum for heavy duty applications

NOTE: Use of TSE017 Backing Plate is required when clip is attached to adjusting rod.


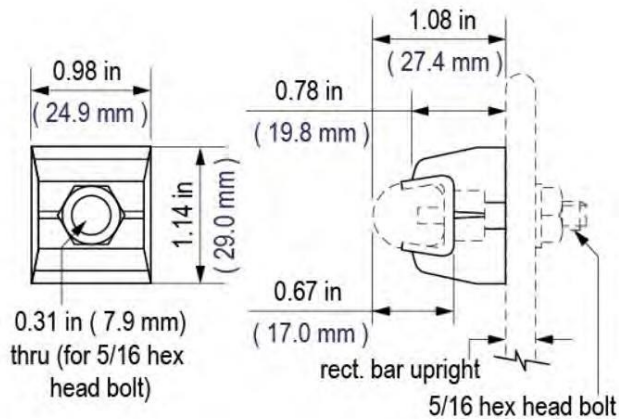


Part No.	Fastener
TSE01601	5/16

PLASTIC COMPRESSION CLIP

Material: Acetal for light-duty applications

NOTE: Use of TSE017 Backing Plate is required when clip is attached to adjusting rod.

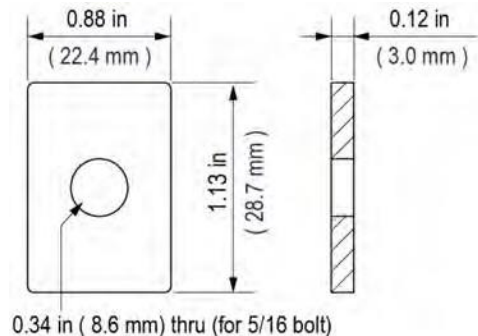


Part No.	Fastener
TSE01602	5/16

BACKING PLATE

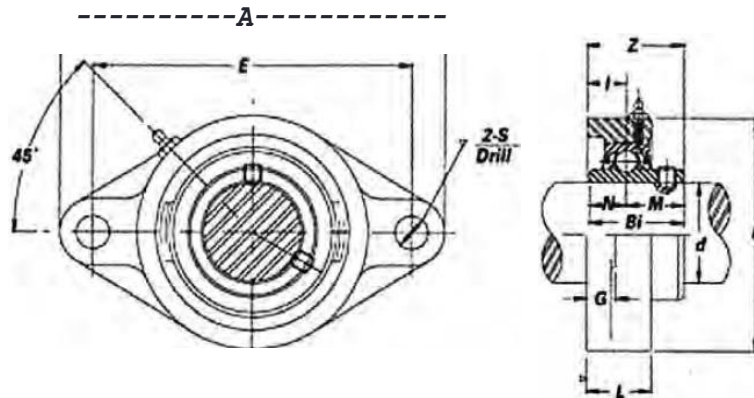
Material: Stainless steel

Use with TSE016 series compression clip



Part No.
TSE017

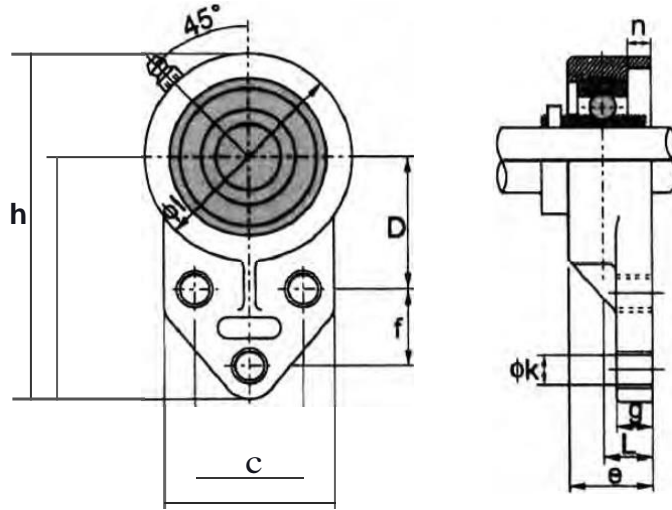
ALUMINUM COMPRESSION CLIP



BEARING UNIT	SHAFT O.A. (d)		DIMENSIONS (in) or (mm)											BOLTUSED	
	(h)	(mm)	A	E	G	L	S	B	Z	Bi	N	M	(in)	(mm)	
SUCTFL 204-12 SUCTFL 204	3/4	20	4.4488 113	3.5433 90	0.5906 15	0.5276 134	1.0433 265	0.4331 11	2.5591 65	1.3110 33.3	1.2205 31	0.5000 12.7	0.7205 18.3	3/S	M10
SUCTFL 205-14 SUCTFL 205-16 SUCTFL 205	7/8 1	25	5.1575 131	3.8976 99	0.6496 165	0.5630 14.3	1.1024 28	0.4331 11	2.7559 70	1.4252 36.2	1.3386 34	0.5630 14.3	0.756 19.7	3/S	M10
SUCTFL 206-19 SUCTFL 206-20 SUCTFL 206	1-3/16 1-1/4	30	5.8268 148	4.6063 117	0.7087 18	0.5630 14.3	1.2008 30.5	0.4331 11	3.1496 80	1.5827 40.2	1.5000 38.1	0.6260 159	0.8740 222	3/S	M10
SUCTFL 207-20 SUCTFL 207-22 SUCTFL 207-23 SUCTFL 207	1-1/4 1-3/8 1-7/16	35	6.4567 164	5.1181 130	0.7480 19	0.6102 155	1.2598 32	0.5118 13	3.5433 90	1.7480 44.4	1.6890 42.9	0.6890 175	1.0000 25.4	1/2	M12
SUCTFL 208-24 SUCTFL 208	1-1/2	40	6.9291 176	5.6693 144	0.8465 21.5	0.6693 17	1.3780 35	0.5512 14	3.9370 100	2.0354 51.7	1.9370 49.2	0.7480 19	1.1890 30.2	1/2	M12
SUCTFL 209-27 SUCTFL 209-28 SUCTFL 209	1-11/16 1-3/4	45	7.4409 189	5.8661 149	0.9449 24	0.8268 21	1.6142 41	0.6693 17	4.2520 108	2.1339 54.2	1.9370 49.2	0.7480 19	1.1890 30.2	SIS	M16
SUCTFL 210-31 SUCTFL 210-32 SUCTFL 210	1-15/16 2	50	7.7559 197	6.1811 157	0.9843 25	0.8268 21	1.6929 43	0.6693 17	4.5276 115	2.26n 57.6	2.0315 51.6	0.7480 19	1.2835 32.6	SIS	M16

3-BOLT FLANGE BEARING

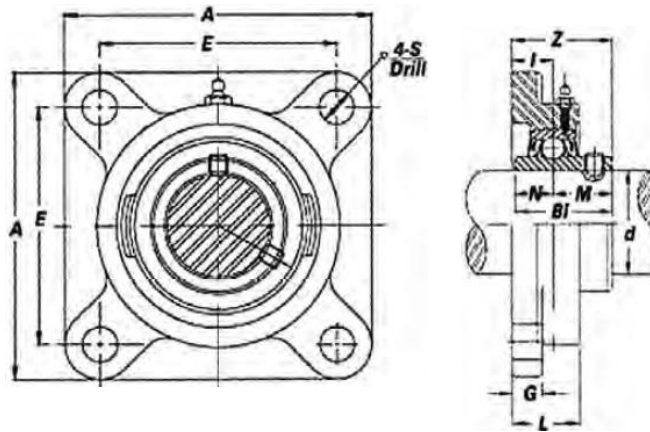
Material: Thermoplastic



BEARING UNIT	SHAFT DIJ.(d)		DIMENSIONS (mm)										
	(in)	(mm)	a	b	c	D	e	g	h	k	n	■	
SUCTFB 201-8 SUCTFB 202-10 SUCTFB 204-12 SUCTFB 204	1/2 5/8 3/4	20	2.46 62.5	2.57 62.5	1.50 38.1	1.68 42.9	1.04 26.5	0.875 22.2	0.55 14	4.25 108	0.437 11	0.50 12.7	0.59 15
SUCTFB 205-14 SUCTFB 205-16 SUCTFB 205	7/8 1	25	3.37 85.7	2.71 69	1.62 41.3	1.88 48	1.10 28	1.12 28.6	0.51 13	4.75 121	0.437 11	0.56 14.3	0.64 16.5
SUCTFB 206-19 SUCTFB 206-20 SUCTFB 206	1-3/16 1-1/4	30	3.79 96.5	3.26 83	1.81 46.1	2.06 52.4	1.25 32	1.25 31.8	0.51 13	5.45 138.5	0.437 11	0.62 15.9	0.70 18
SUCTFB 207-20 SUCTFB 207-22 SUCTFB 207-23 SUCTFB 207	1-1/4 1-3/8 1-7/16	35	4.31 109.5	3.70 94	2 50.8	2.37 60.3	1.25 32	1.25 31.8	0.59 15	6.14 156	0.51 13	0.68 17.5	0.74 19

3-BOLT FLANGE BEARING

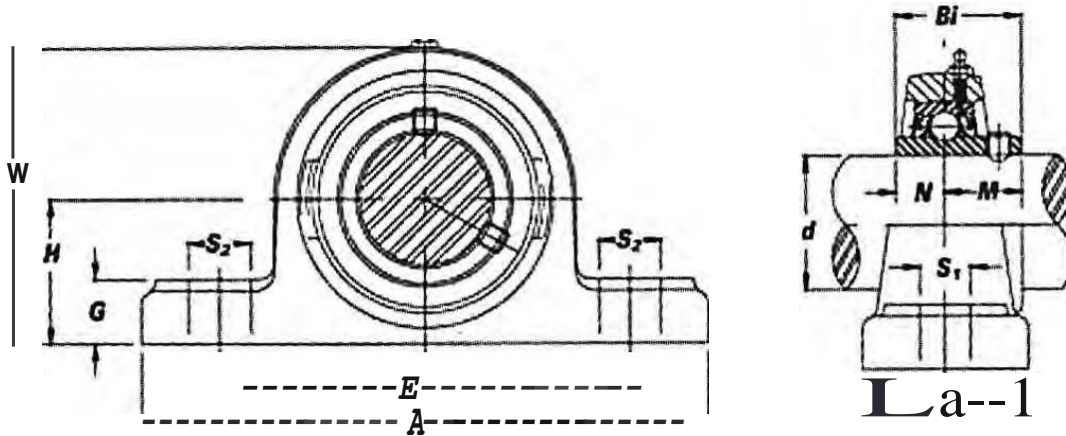
Material: Thermoplastic



BEARING UNIT	SHAFT DIA. (d)		DIMENSIONS (in) or (mm)										BOLTISED	
	(in)	(mm)	A	E	G	L	S	Z	Bi	N	M	(in)	(mm)	
SUCTF 204-12 SUCTF 204	3/4	20	3.3858 86	2.5000 63.5	0.6417 16.3	0.5276 13.4	1.0945 27.8	0.4331 11	1.3622 34.6	1.2205 31	0.5000 12.7	0.7205 18.3	3/8	M10
SUCTF 205-14 SUCTF 205-16 SUCTF 205	7/8 1	25	3.7402 95	2.7559 70	0.6693 17	0.5630 14.3	1.1220 28.5	0.4331 11	1.4449 36.7	1.3386 34	0.5630 14.3	0.7756 19.7	3/8	M10
SUCTF 206-19 SUCTF 206-20 SUCTF 206	1-3/16 1-1/4	30	4.2126 107	3.2677 83	0.7480 19	0.5630 14.3	1.2402 31.5	0.4331 11	1.6220 41.2	1.5000 38.1	0.6260 15.9	0.8740 22.2	3/8	M10
SUCTF 207-20 SUCTF 207-22 SUCTF 207-23 SUCTF 207	1-1/4 1-3/8 1-7/16	35	4.6457 118	3.6220 92	0.8465 21.5	0.6102 15.5	1.3583 34.5	0.5118 13	1.8465 46.9	1.6890 42.9	0.6890 17.5	1.0000 25.4	1/2	M12
SUCTF 208-24 SUCTF 208	1-1/2	40	5.1181 130	4.0157 102	0.9055 23	0.6693 17	1.4370 36.5	0.5512 14	2.0945 53.2	1.9370 49.2	0.7480 19	U890 30.2	1/2	M12
SUCTF 209-27 SUCTF 209-28 SUCTF 209	1-11/16 1-3/4	45	5.3937 137	4.1339 105	0.9449 24	0.7480 19	1.6142 41	0.6693 17	2.1339 54.2	1.9370 49.2	0.7480 19	1.1890 30.2	5/8	M16
SUCTF 210-31 SUCTF 210-32 SUCTF 210	1-15/16 2	50	5.6299 143	4.3701 111	0.9843 25	0.8268 21	1.6929 43	0.6693 17	2.2677 57.6	2.0315 51.6	0.7480 19	1.2835 32.6	5/8	M16

PILLOW BLOCK

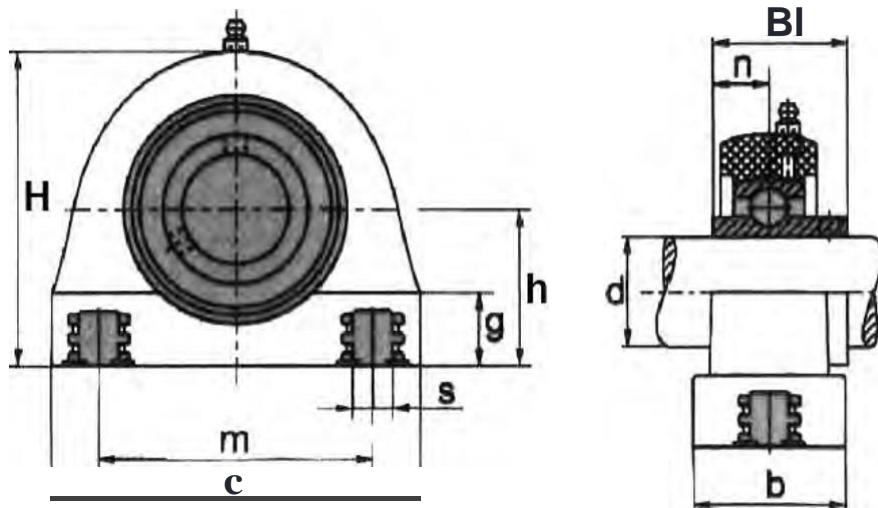
Material: Thermoplastic



BEARING UNIT	SHAFT DIA.(d)		DIMENSIONS (in) or (mm)											BOLT USED		HOUSING	WEIGHT (lbs)	
	(in)	(mm)	H	A	E	B	52	51	G	W	Bi	N	M	(in)	(mm)			
SUCTP 204-12 SUCTP 204	3/4	20	13110 33.3	50000 127	3.7402 95	1.4961 38	0.5512 14	0.4331 11	0.5591 14.2	2.5787 65.5	1.2205 31	0.5000 12.7	0.7205 18.3	3/8	M10	SUC 204-12 SUC 204	TP204	0.66
SUCTP 205-14 SUCTP 205-16 SUCTP 205	7/8	25	1.4370 36.5	55315 140.5	4.1339 105	1.4961 38	0.5512 14	0.4331 11	0.5709 14.5	2.7953 71	1.3386 34	0.5630 14.3	0.7756 19.7	3/8	M10	SUC 205-14 SUC 205-16 SUC 205	TP205	0.76
SUCTP 206-19 SUCTP 206-20 SUCTP 206	1-1/8	30	1.6890 42.9	6.4173 163	4.6850 119	1.8110 46	0.7087 18	0.5512 14	0.7008 17.8	3.3071 84	1.5000 38.1	0.6260 15.9	0.8740 22.2	1/2	M12	SUC 206-19 SUC 206-20 SUC 206	TP206	1.21
SUCTP 207-20 SUCTP 207-22 SUCTP 207-23 SUCTP 207	1-1/4	35	1.8740 47.6	6.6142 168	5.0000 127	1.8898 48	0.7087 18	0.5512 14	0.7087 18	3.7205 94.5	1.6890 42.9	0.6890 17.5	1.0000 25.4	1/2	M12	SUC 207-20 SUC 207-22 SUC 207-23 SUC 207	TP207	1.72
SUCTP 208-24 SUCTP 208	1-1/2	40	1.9370 49.2	7.2441 184	5.3937 137	2.1260 54	0.7087 18	0.5512 14	0.7677 19.5	3.9764 101	1.9370 49.2	0.7480 19	1.1890 30.2	1/2	M12	SUC 208-24 SUC 208	TP208	2.15
SUCTP 209-27 SUCTP 209-28 SUCTP 209	1-3/4	45	2.1260 54	7.5591 192	5.7480 146	2.1260 54	0.7874 20	0.6693 17	0.9055 23	4.1732 106	1.9370 49.2	0.7480 19	1.1890 30.2	1/2	M16	SUC 209-27 SUC 209-28 SUC 209	TP209	2.43
SUCTP 210-31 SUCTP 210-32 SUCTP 210	1-5/8	50	2.2520 57.2	8.1102 206	6.2598 159	2.3622 60	0.7874 20	0.6693 17	0.9055 23	4.4882 114	2.0315 51.6	0.7480 19	1.2835 32.6	5/8	MIG	SUC 210-31 SUC 210-32 SUC 210	TP210	2.68

PILLOW BLOCK

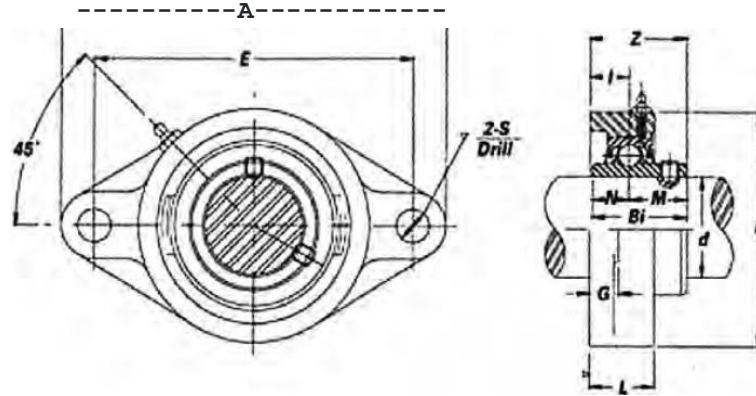
Material: Thermoplastic



BEARING UNIT	SHAFT DIA. (d)		DIMENSIONS (in) or (mm)									HOUSING	WEIGHT (lbs)	
	(in)	(mm)	h	b	H	m	C	g	BI					
SUCTTB 201-8 SUCTTB 202-10 SUCTTB 204-12 SUCTTB 204	1/2 5/8 3/4	20	1.312 33.3	1.358 34.5	2.594 66	2 50.8	2.87 72.8	318	0.51 13	0.50 12.7	1.22 31	SUC 201-8 SUC 202-10 SUC 204-12 SUC 204	TIB204	0.66
SUCTTB 205-14 SUCTTB 205-16 SUCTTB 205	7/8 1	25	1.437 36.5	1.55 39.5	2.89 73.5	2 50.8	3 76.2	318	0.51 13	0.56 14.3	1.34 34.1	SUC 205-14 SUC 205-16 SUC 205	TIB205	0.73
SUCTTB 206-19 SUCTTB 206-20 SUCTTB 206	1.316 1-1/4	30	1.687 42.9	1.65 42	3.30 84	3 76.2	4 101	7116	0.62 16	0.62 15.9	1.50 38.1	SUC 206-19 SUC 206-20 SUC 206	TIB206	1.21
SUCTTB 207-20 SUCTTB 207-22 SUCTTB 207-23 SUCTTB 207	1-1/4 1-1/8 1-7/16	35	1.875 47.6	1.85 47	3.75 95	3.25 82.6	4.35 110.5	112	0.72 18.5	0.68 17.5	1.68 42.9	SUC 207-20 SUC 207-22 SUC 207-23 SUC 207	TIB207	1.69
SUCTTB 208-24 SUCTTB 208	1-1/2	40	1.937 49.2	1.889 48	4 100.5	3.50 88.9	4.75 120	112	0.78 20	0.75 19	1.93 49.2	SUC 208-24 SUC 208	TIB208	2.10

STAINLESS 2-BOLT FLANGE BEARING

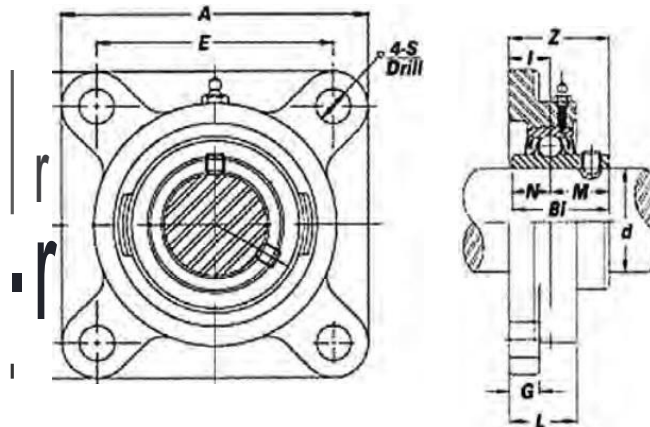
Material: Stainless steel



BEARING UNIT	SHAFT DIA. (d)		DIMENSIONS (in) or (mm)										BOLT USED		
	(in)	(mm)	A	E	G	L	S	B	Z	Bi	N	M	(in)	(mm)	
SUCSFL 204-12 SUCSFL 204	3/4	20	4.4488 113	3.5433 90	0.5906 15	0.4331 11	1.0039 25.5	0.4724 12	2.3622 60	1.3110 33.3	1.2205 31	0.5000 12.7	0.5000 18.3	3/8	M10
SUCSFL 205-14 SUCSFL 205-16 SUCSFL 205	7/8	25	5.1181 130	3.8976 99	0.6299 16	0.5118 13	1.0630 27	0.4921 12.5	2.6772 68	1.4094 35.8	1.3425 34.1	0.5630 14.3	0.5000 19.8	1/2	M14
SUCSFL 206-19 SUCSFL 206-20 SUCSFL 206	1-3/16 1-1/4	30	5.8268 148	4.6063 117	0.7087 18	0.5118 13	1.2205 31	0.6299 16	3.1496 80	1.5627 40.2	1.5000 38.1	0.6260 15.9	0.5000 22.2	1/2	M14
SUCSFL 207-20 SUCSFL 207-22 SUCSFL 207-23 SUCSFL 207	1-1/4 1-3/8 1-7/16	35	6.3386 161	5.1181 130	0.7480 19	0.6299 16	1.3386 34	0.6299 16	3.5433 90	1.7480 44.4	1.6890 42.9	0.6890 17.5	0.5000 25.4	1/2	M14
SUCSFL 208-24 SUCSFL 208	1-1/2	40	6.6898 175	5.6693 144	0.8268 21	0.6299 16	1.4173 36	0.6299 16	3.9370 100	2.0157 51.1	1.9370 49.2	0.7480 19	0.5000 30.2	1/2	M14
SUCSFL 209-27 SUCSFL 209-28 SUCSFL 209	1-11/16 1-3/4	45	7.4016 188	5.8268 148	0.8661 22	0.6299 16	1.4961 38	0.6299 16	4.2520 108	2.0551 52.2	1.9370 49.2	0.7480 19	0.5000 30.2	1/2	M14
SUCSFL 210-31 SUCSFL 210-32 SUCSFL 210	1-15/16 2	50	7.7559 197	6.1811 157	0.8661 22	0.6299 16	1.5748 40	0.7480 19	4.5276 115	2.1496 54.6	2.0315 51.6	0.7480 19	0.5000 32.6	1/2	M16

STAINLESS 2-BOLT FLANGE BEARING

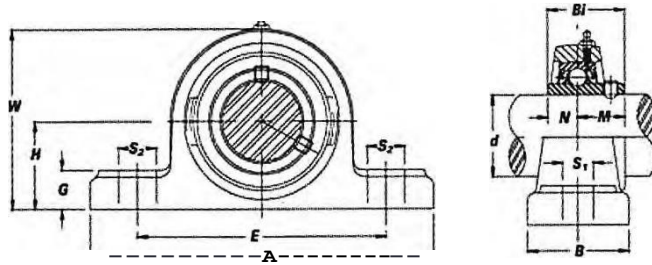
Material: Stainless steel



BEARING UNIT	SHAFTDIA. (d)		DIMENSIONS (in) or (mm)										BOLTUSED	
	(in)	(mm)	A	E	G	L	S	Z	BI	N	M	(in)	(mm)	
SUCSF 204-12 SUCSF 204	3/4	20	3.3858 86	2.5197 64	0.5906 15	0.4331 11	0.9843 25	0.4724 12	1.3110 33.3	1.2205 31	0.5000 12.7	0.7205 18.3	3/8	M10
SUCSF 205-14 SUCSF 205-16 SUCSF 205	7/8 1	25	3.7402 95	2.7559 70	0.6299 16	0.5118 13	1.0630 27	0.4724 12	1.4094 35.8	1.3425 34.1	0.5630 14.3	0.7795 19.8	3/8	M10
SUCSF 206-19 SUCSF 206-20 SUCSF 206	1-3/16 1-1/4	30	4.2520 108	3.2677 83	0.7087 18	0.5118 13	1.2205 31	0.4724 12	1.5827 40.2	1.5000 38.1	0.6260 15.9	0.8740 22.2	3/8	M10
SUCSF 207-20 SUCSF 207-22 SUCSF 207-23 SUCSF 207	1-1/4 1-3/8 1-7/16	35	4.6063 117	3.6220 92	0.7480 19	0.5906 15	1.3386 34	0.5512 14	1.7480 44.4	1.6890 42.9	0.6890 17.5	1.0000 25.4	7/16	M12
SUCSF 208-24 SUCSF 208	1-1/2	40	5.1181 130	4.0157 102	0.8268 21	0.5906 15	1.4173 36	0.6299 16	2.0157 51.2	1.9370 49.2	0.7480 19	1.1890 30.2	1/2	M14
SUCSF 209-27 SUCSF 209-28 SUCSF 209	1-1/16 1-3/4	45	5.3937 137	4.1339 105	0.8661 22	0.6299 16	1.4961 38	0.6299 16	2.0551 52.2	1.9370 49.2	0.7480 19	1.1890 30.2	1/2	M14
SUCSF 210-31 SUCSF 210-32 SUCSF 210	1-1/2 2	50	5.6299 143	4.3701 111	0.8661 22	0.6299 16	1.5748 40	0.6299 16	2.1496 54.6	2.0315 51.6	0.7480 19	1.2835 32.6	1/2	M14

STAINLESS PILLOW BLOCK

Material: Stainless steel



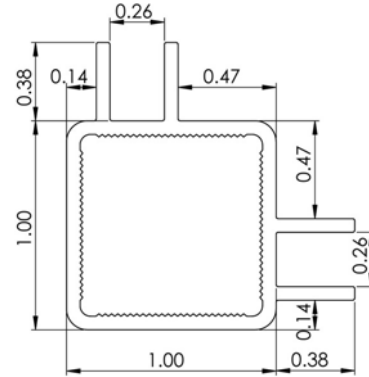
BEARING UNIT	SHAFT DIA. (d)		DIMENSIONS (In) or (mm)										BOLT USED		HOUSING	WEIGHT (lbs)	
	(in)	(mm)	H	A	B	S2	S1	G	W	Bi	N	M	(In)	(mm)			
SUC SP 204-12 SUC SP 204	3/4	20	1.3110 33.3	5.0000 127	1.7402 95	1.4961 38	0.7480 19	0.5118 13	0.5118 13	2.5591 65	1.2205 31	0.5000 12.7	0.7205 18.3	1/8	M10	SP204	1.54
SUC SP 205-14 SUC SP 205-16 SUC SP 205	7/8	25	1.4370 36.5	5.5118 140	4.1339 105	1.4961 38	0.7480 19	0.5118 13	0.5906 15	2.7953 71	1.3425 34.1	0.5630 14.3	0.7795 19.8	1/8	U10	SP205	1.87
SUC SP 206-19 SUC SP 206-20 SUC SP 206	1-3/16	30	1.6890 42.9	6.4961 165	4.7638 121	1.8898 48	0.7874 20	0.6693 11	0.6693 17	3.3071 84	1.5000 38.1	0.6260 15.9	0.8740 22.2	1/2	1.414	SP206	2.84
SUC SP 207-20 SUC SP 207-22 SUC SP 207-23 SUC SP 207	1-1/4	35	1.8740 47.6	6.5748 167	5.0000 127	1.8898 48	0.7874 20	0.6693 17	0.7480 19	3.6614 93	1.6a90 42.9	0.6a90 17.5	1.0000 25.4	1/2	M14	SP207	17.4
SUC SP 208-24 SUC SP 208	1-1/2	40	1.9370 49.2	7.2441 184	5.3937 137	2.1260 54	0.7874 20	0.6693 17	0.7874 20	3.8583 98	1.9170 49.2	0.7480 19	1.1890 30.2	1/2	M14	SP208	40.2
SUC SP 210-31 SUC SP 210-32 SUC SP 210	1-11/16	45	2.1260 54	7.4803 190	5.7480 146	2.1260 54	0.7874 20	0.6693 17	0.7874 20	4.1732 106	1.9370 49.2	0.7480 19	1.1890 30.2	1/2	M14	SP209	52.8
	1-15/16	50	2.2520 57.2	8.1102 206	6.2598 159	2.3622 60	0.9843 25	0.7677 19.5	0.8661 22	4.4882 114	2.0315 51.6	0.7480 19	1.2835 32.6	5/16	M16	SP210	6.38

STAINLESS PILLOW BLOCK

Material: Stainless steel



Part No.
<i>FF100ALZ2L08</i>
<i>FF100ALZ2L10</i>
<i>FF100ALZ2L12</i>

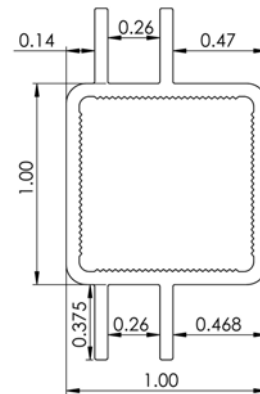


2-SIDED ALUMINUM TUBE PROFILE

Material: Aluminum 6063-T5



Part No.
<i>FF100ALZ208</i>
<i>FF100ALZ210</i>
<i>FF100ALZ212</i>

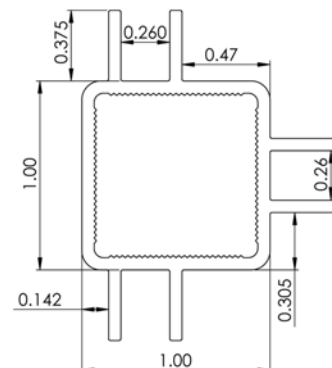


3-SIDED ALUMINUM TUBE PROFILE

Material: Aluminum 6063-T5

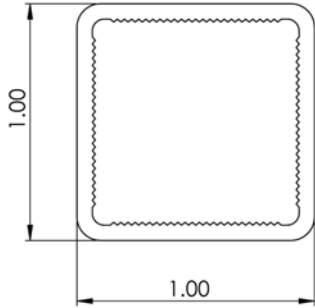


Part No.
<i>FF100ALZ308</i>
<i>FF100ALZ310</i>
<i>FF100ALZ312</i>



1" SQUARE TUBE PROFILE

Material: Aluminum 6105-T5

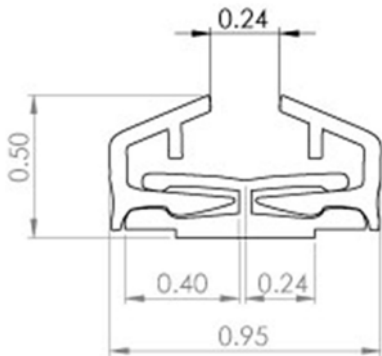


Part No.
<i>FF100AL08</i>
<i>FF100AL10</i>
<i>FF100AL12</i>



CASING TUBE FOR 1/4" MATERIAL

Material: PVC

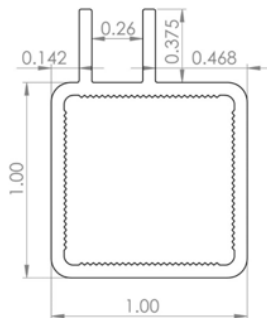


Part No.
<i>GL25PVC</i>



1-SIDED ALUMINUM TUBE PROFILE

Material: Aluminum 6063-T5



Part No.
<i>FF100ALZ108</i>
<i>FF100ALZ110</i>
<i>FF100ALZ112</i>

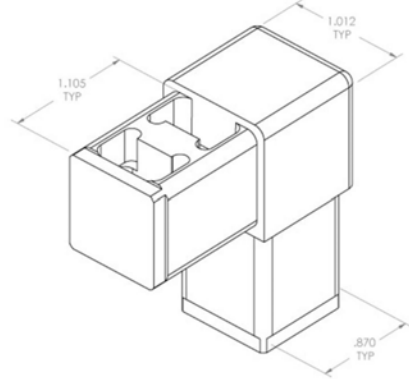


1" SQUARE TUBE PROFILE

Material: Aluminum 6105-T5



Part No.
FFC2STBK

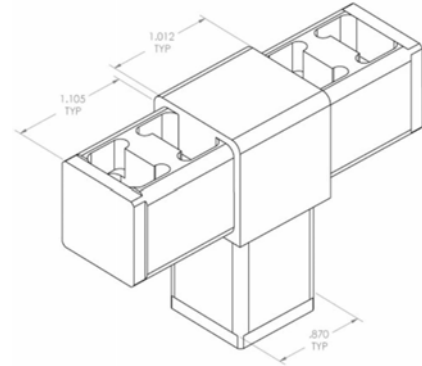


3-WAY TEE JOINT

Material: Zytel® ST801 Super Tough



Part No.
FFT3STBK

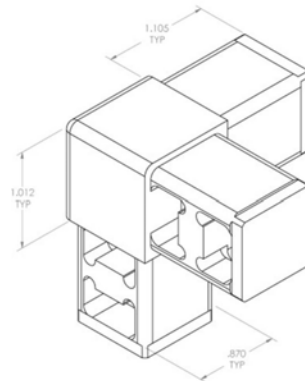


3-WAY CORNER JOINT

Material: Zytel® ST801 Super Tough

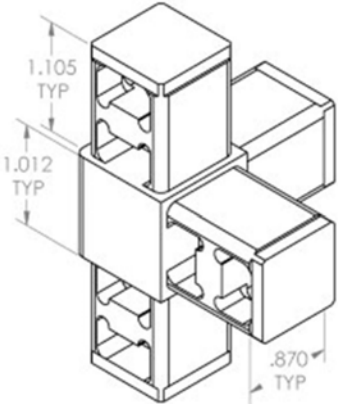


Part No.
FFC3STBK



4-WAY CORNER JOINT

Material: Zytel® ST801 Super Tough

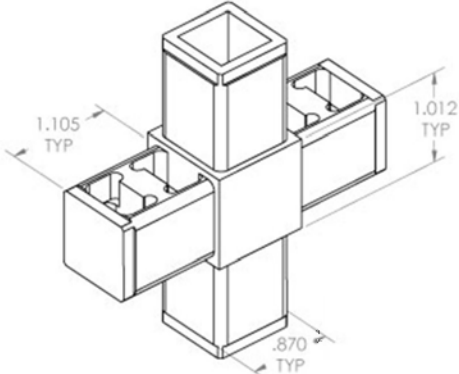


Part No.
FFC4STBK



4-WAY CROSS JOINT

Material: Zytel® ST801 Super Tough

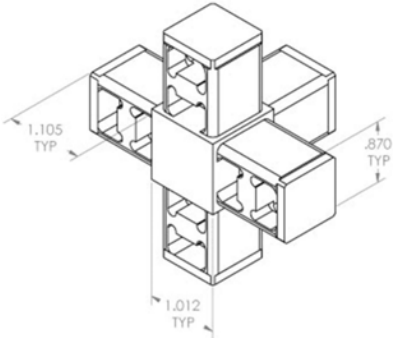


Part No.
FFCR4STBK



5-WAY CORNER JOINT

Material: Zytel® ST801 Super Tough



Part No.
FFC5STBK

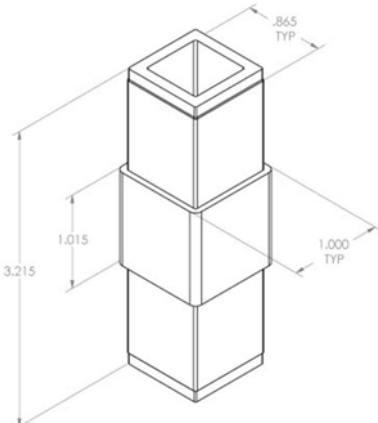


4-WAY CORNER JOINT

Material: Zytel® ST801 Super Tough



Part No.
FFS2STBK

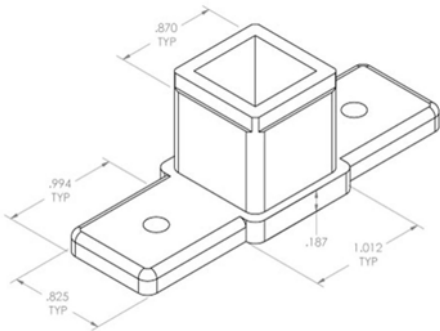


INTERNAL CONNECTOR

Material: Zytel® ST801 Super Tough



Part No.
FFICSTBK

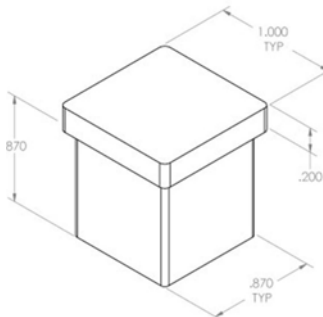


BLOCK END

Material: Zytel® ST801 Super Tough

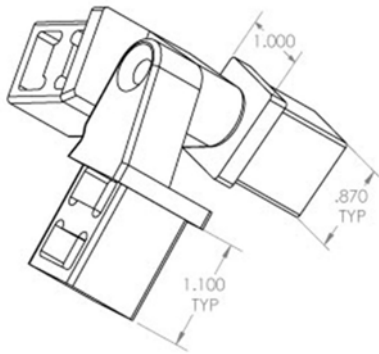


Part No.
FFBESTBK



3-WAY CONNECTOR WITH ADJ. ANGLES

Material: Zytel® ST801 Super Tough

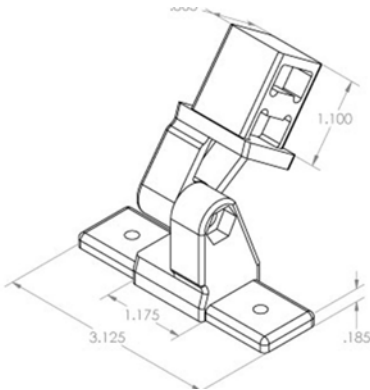


Part No.
FF3CASTBK



ANGLED CONNECTOR 1

Material: Zytel® ST801 Super Tough

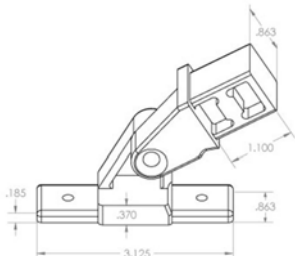


Part No.
FF1CASTBK



ANGLED CONNECTOR 2

Material: Zytel® ST801 Super Tough



Part No.
FF2CASTBK

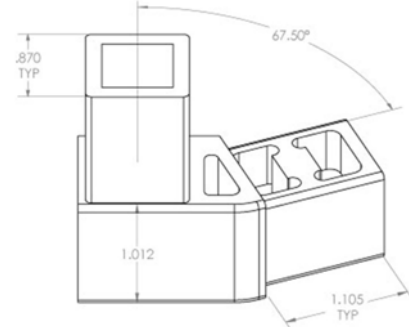


3-WAY CONNECTOR WITH ADJ. ANGLES

Material: Zytel® ST801 Super Tough



Part No.
FF22STBKHR

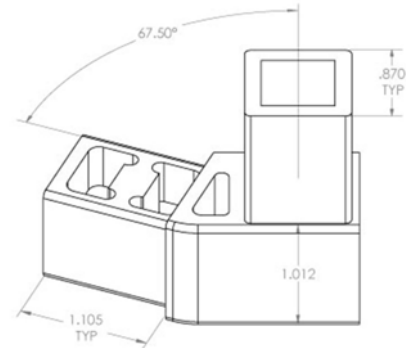


2-WAY 22.5° LEFT CONNECTOR

Material: Zytel® ST801 Super Tough



Part No.
FF22STBKHL

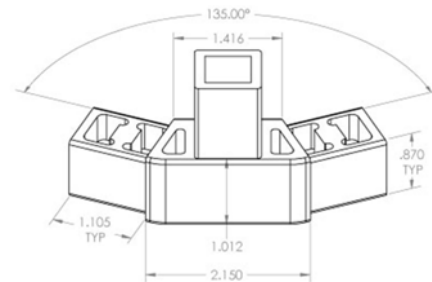


3-WAY 45° CONNECTOR

Material: Zytel® ST801 Super Tough

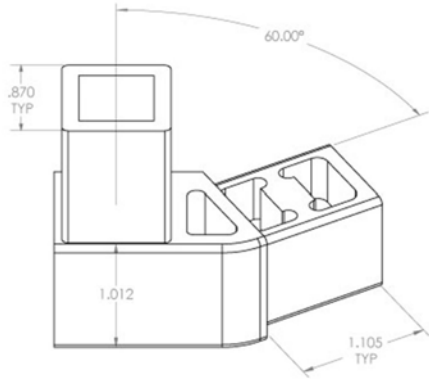


Part No.
FF45STBK



2-WAY 30° RIGHT CONNECTOR

Material: Zytel® ST801 Super Tough

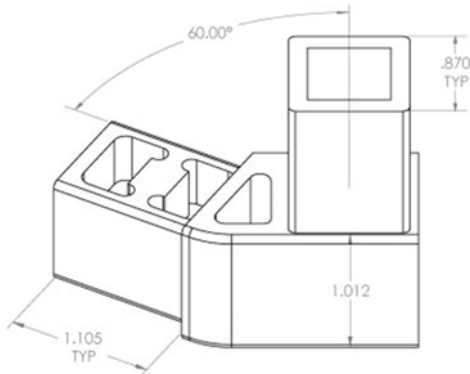


Part No.
FF30BKHR



2-WAY 30° LEFT CONNECTOR

Material: Zytel® ST801 Super Tough

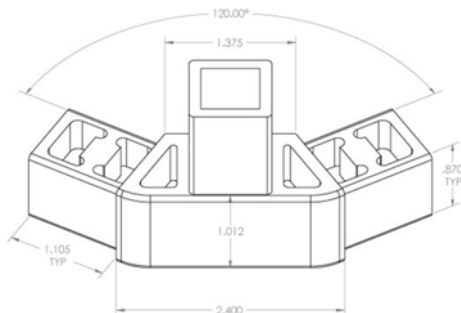


Part No.
FF30STBKHL



3-WAY 30° CONNECTOR

Material: Zytel® ST801 Super Tough



Part No.
FF30STBK

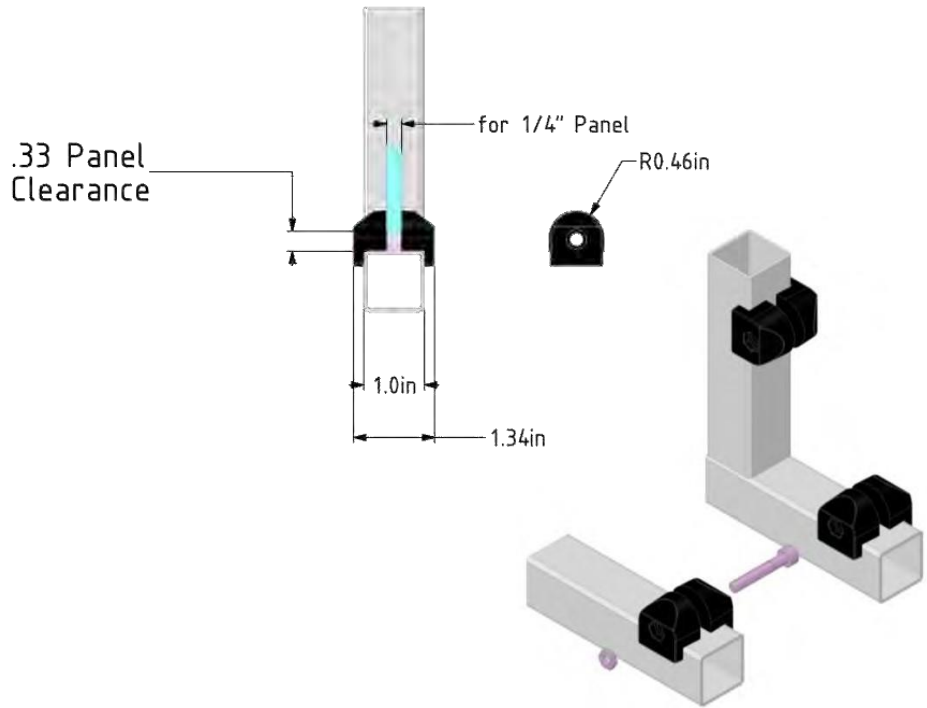


2-WAY 30° RIGHT CONNECTOR

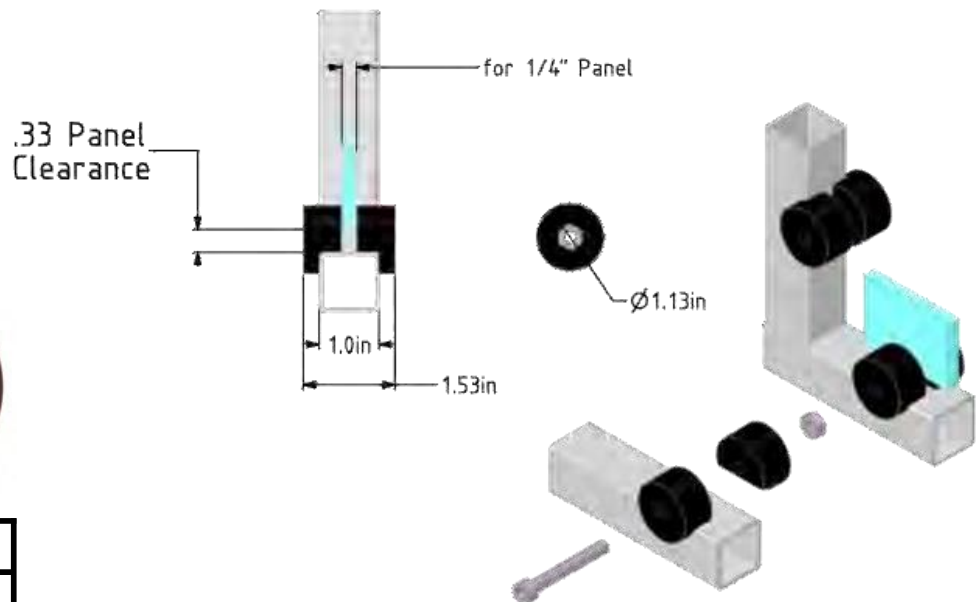
Material: Dye® ST801 Super Tough
Usage: For 1" square aluminum tubing and for 1/4" polycarbonate panels inside; fits Speed Frame™ tubing



Part No.
TSEPC214



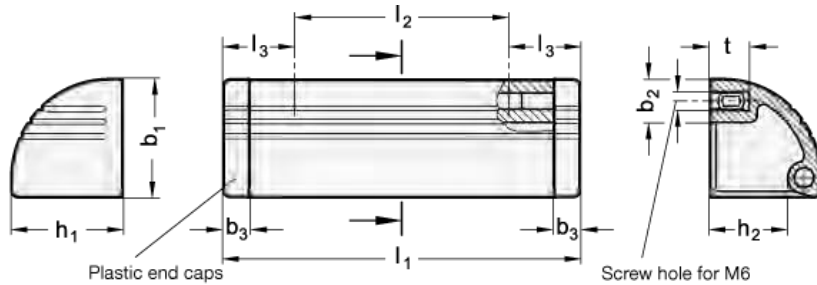
Part No.
TSEPCH14



ALUMINUM SAFETY HANDLE

Material: Aluminum with plastic end caps

Usage: For use with guarding systems on machines, automation systems with double-hinged doors; adds additional safety element for operators' knuckles



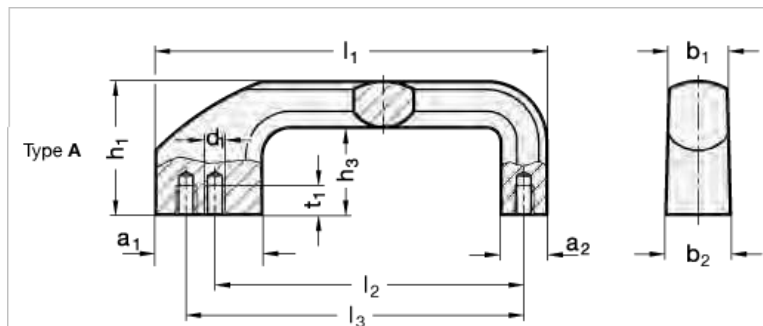
Part No.
TSE630EL

	l_1	b_1	b_2	b_3	h_1	h_2	l_2	l_3	t
Inch	4.33	1.42	.51	.31	1.34	.94	2.6	.87	.47
mm	110	36	13	8	34	24	66	22	12

HEAVY DUTY ALUMINUM HANDLE

Material: Aluminum

Usage: Ideal for applications requiring a sturdy, rugged grip and a thumb rest on the front leg; choice of two center hole mountings



Part No.	Color
TSE631AEL	Silver
TSE631ABK	Black

	l_1	a_1	a_2	b_1	b_2	h_1	h_3
Inch	6.38	1.5	.75	.98	1.10	2.17	1.42
mm	162	38	19	25	28	55	36

ALUMINUM SAFETY HANDLE

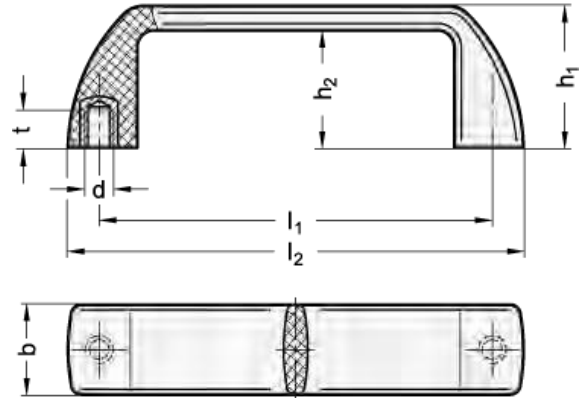
STANDARD DUTY HANDLE

Material: Glass-reinforced nylon with tapped inserts

Usage: Economical medium duty handle for use with cabinets, doors, and other applications



Part No.
<i>TSE631NBK516</i>



	b	l ₁	d	h ₁	h ₂	t	l ₂
Inch	1.02	4.6	5/16-18	1.57	1.26	.35	5.24
mm	26	117	-	40	32	9	133

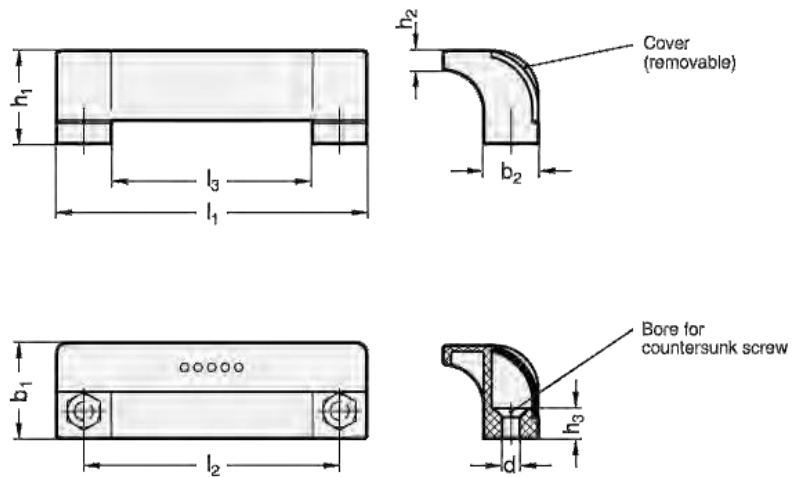
SAFETY HANDLE

Material: Plastic with plastic end caps

Usage: For use with guarding systems on machines, automation systems with double-hinged doors; adds additional safety element for operators' knuckles



Part No.
<i>TSE630NBK</i>



	l ₁	l ₂	l ₃	b ₁	b ₂	d	h ₁	h ₂	h ₃	h ₄	t
--	----------------	----------------	----------------	----------------	----------------	---	----------------	----------------	----------------	----------------	---

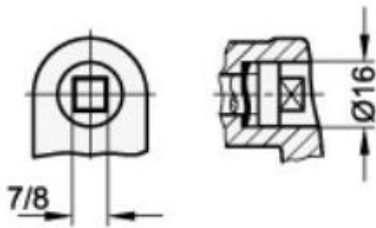
ALUMINUM SAFETY HANDLE

Inch	4.49	3.68	2.91	1.38	.75	.26	1.30	.28	.43	.35	.20
mm	114	93.5	74	35	19	6.5	33	7	11	9	5

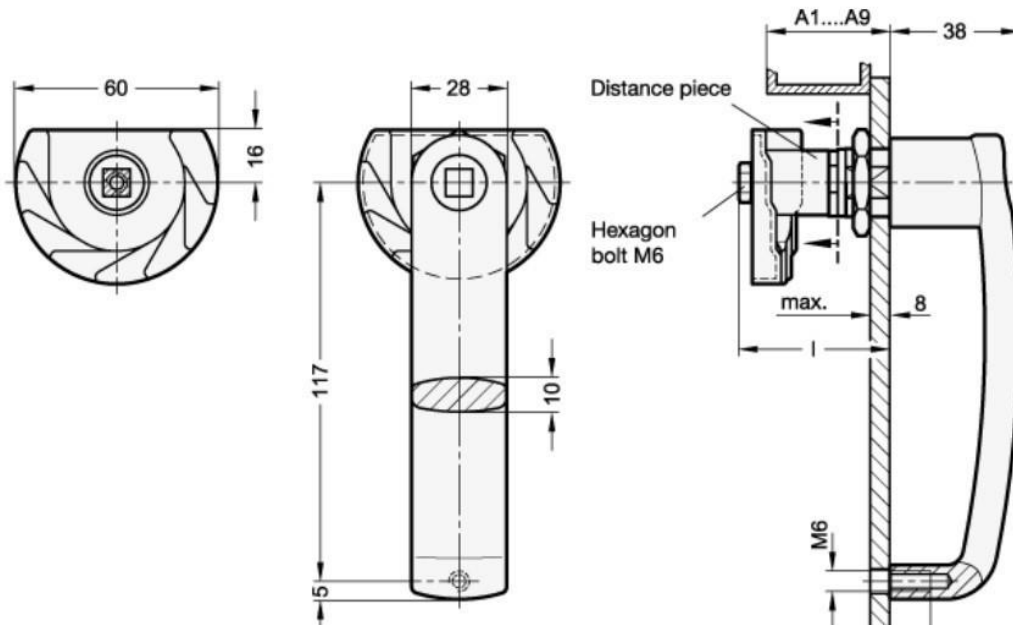
DOOR HANDLE WITH LOCKING MECHANISM

Material: Zinc die-cast, powder coated

Usage: For use with applications that require a U-handle and locking mechanism



Part No.
TSE632ZDBK



	A ₁	A ₂	A ₃	A ₄	A ₅	A ₆	A ₇	A ₈	A ₉
Inch	35	40	45	50	55	60	65	70	75
mm	17-25	22-30	27-35	32-40	37-40	37-45	42-50	52-60	57-65

Clamping range A₁ to A₉ (door + frame thickness)

DOOR HANDLE WITH LOCKING MECHANISM

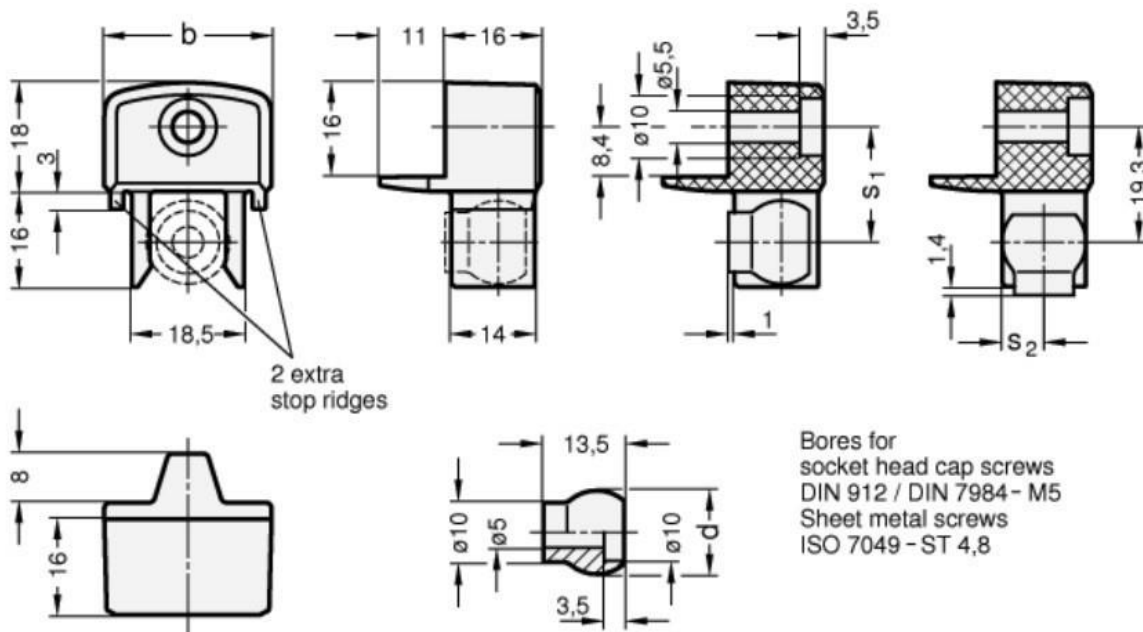
BALL-SHAPED DOOR CATCH

Material: Catch body, acetal; ball, glass-reinforced nylon

Usage: Consists of a catch body to be fixed to a frame and a ball to be fixed to a door



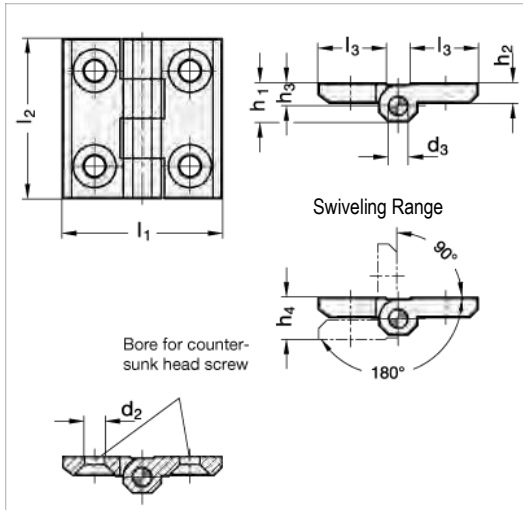
Part No.
TSE633



Inch mm	b	d Ball-Ø	s ₁ min	max	s ₂ min	max	Holding force in N 6.74 lbf (30 N)
		1.10 28	.55 14	2.91 17.8	1.38 19.3	.75 7.9	

ZINC DIE-CAST HINGE

Material: Zinc die-cast

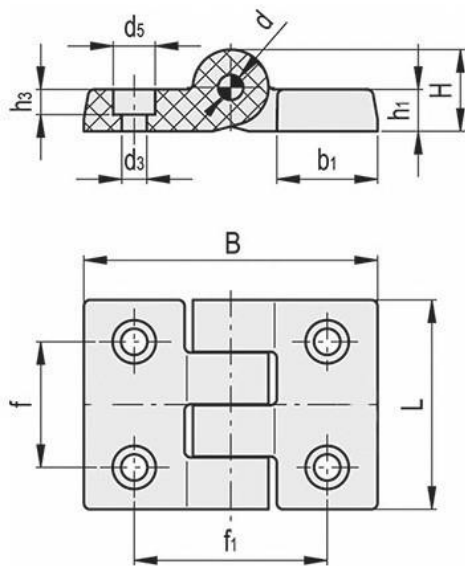


Part No.
TSE634ZD

	l_1	l_2	d_1	d_2	d_3	h_1	h_2	h_3	h_4	l_3
Inch	2.36	2.36	-	.33	.31	.59	.31	.33	.67	.85
mm	60	60		8.3	8	15	8	8.5	17	21.5

STANDARD DUTY HINGE

Material: Reinforced nylon



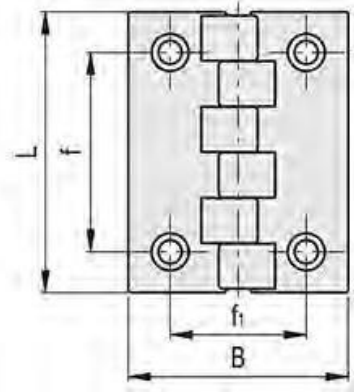
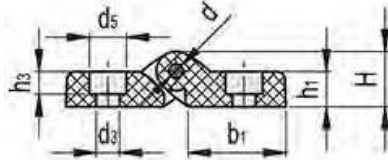
Part No.
TSE635NBK

	l_1	l_2	d_3	h_1	h_2	h_3	l_3	l_4
Inch	1.89	1.89	.20	.81	.49	.57	.59	.67
mm	48	48	5	20.5	12.5	14.5	15	17

ZINC DIE-CAST HINGE

HEAVY DUTY PLASTIC HINGE

Material: Reinforced nylon

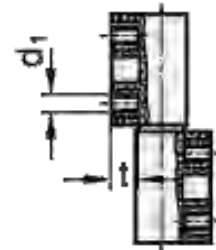
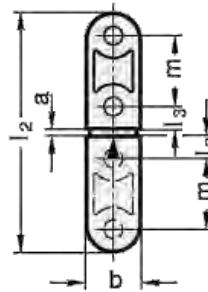
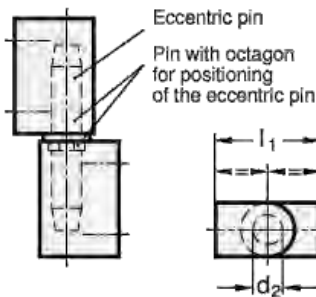


Part No.	Fastener
TSE634NBKAA14	1/4"
TSE634NBKCC516	5/16"

	L	B	f	f ₁	h
Inch	4.02	3.15	2.85	1.95	.81
mm	102	80	72.5	49.5	20.5

LIFT-OFF HINGE

Material: Reinforced nylon



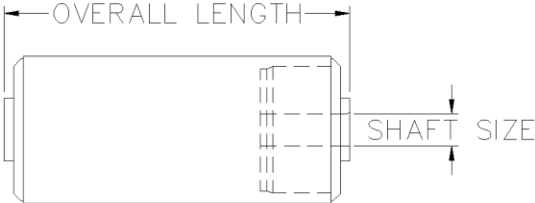
Part No.
TSE634NBK

	l ₁	l ₂	a	b	d ₁	d ₂	l ₃	l ₄	m	t
--	----------------	----------------	---	---	----------------	----------------	----------------	----------------	---	---

ZINC DIE-CAST HINGE

Inch	1.10	2.52	.08	.57		.31	.24	.47	.75	.30
mm	28	64	2	14.5	M5	8	6	12	19	7.5

PVC ROLLER W/ SLEEVE BEARING



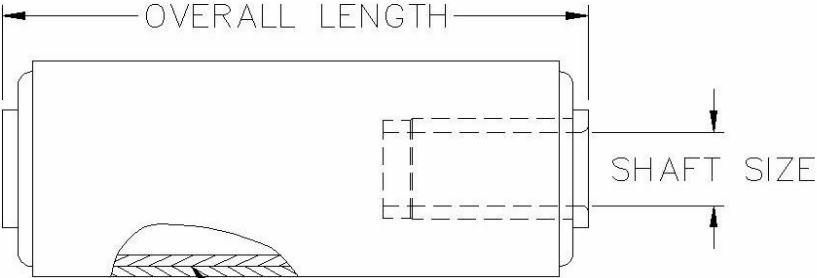
Please use the formula below to specify your needs.

	Roller Diameter	Shaft Size	Bearing Material	Bore	Distance Between Frames
	15 1.90	Part No. Description	N Nylon Alloy	B Blind	
	20 2.38	12 1/2"	U UHMW	T Thru	(please specify)
	25 2.88	916 9/16"			
		58 5/8"			
		34 3/4"			

Part Number	GRA				
--------------------	-----	--	--	--	--

REINFORCED PVC ROLLER

Gray PVC Roller with reinforced tubing inside to allow ten times the strength and rigidity of standard rollers. Available in thru bore or blind bore.

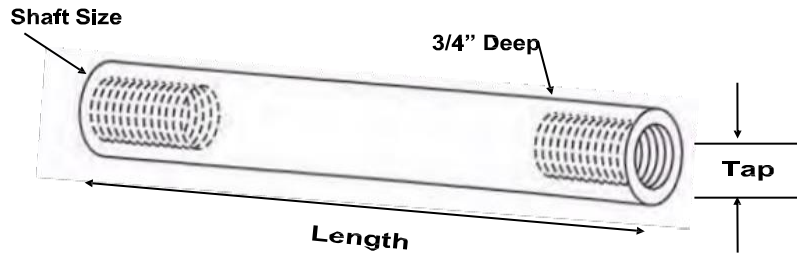


		Shaft Size	Bearing Material	Bore	Distance Between Frames
		Part No. Description	N Nylon Alloy	B Blind	
		12 1/2"	U UHMW	T Thru	(please specify)
		916 9/16"			
		58 5/8"			
		34 3/4"			

Part Number	CRAR20-				
--------------------	---------	--	--	--	--

ROUND ROLLER SHAFT

Material: Made of 303 stainless steel, this roller shaft was designed for quick assembly of rollers and frame together.

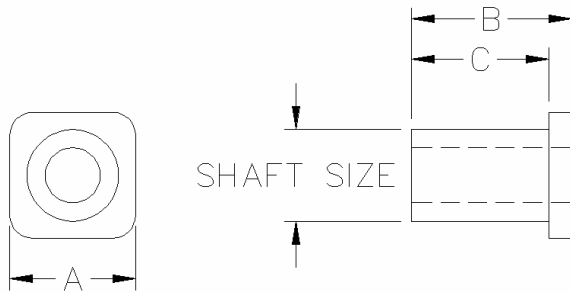


Part No.	Length	Tap	Shaft Size
TSE5242T350516	3.50"	5/16-18	1/2" 12.7 mm
TSE5242T35038	88.9 mm	3/8-16	
TSE5242T425516	4.25"	5/16-18	
TSE5242T42538	107.95 mm	3/8-16	
TSE5242T475516	4.75"	5/16-18	
TSE5242T47538	120.65 mm	3/8-16	
TSE5242T625516	6.25"	5/16-18	
TSE5242T62538	158.75 mm	3/8-16	
TSE5242T775516	7.75"	5/16-18	
TSE5242T77538	196.85 mm	3/8-16	

Part No.	Length	Tap	Shaft Size
TSE5322T35038	3.50" 88.9 mm	3/8-16	5/8" 15.875 mm
TSE5322T42538	4.25" 107.95 mm		
TSE5322T47538	4.75" 120.65 mm		
TSE5322T62538	6.25" 158.75 mm		
TSE5322T77538	7.75" 198.85 mm		

ACETAL STUB SHAFT

Usage: Light duty stub shaft used with a 5/16-16 x 3/4 hex bolt through the side of the frame; designed for light duty applications; can run in dry or wet environments to provide a totally maintenance-free service, to improve cleanliness, and to reduce noise levels

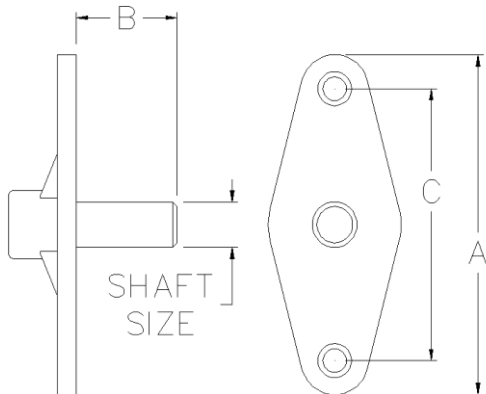


Part No.	A	B	C	Shaft Size
TSE50012P	.6875" 17.46 mm	.875" 22.22 mm	.750" 19.05 mm	1/2" 12.7 mm

STUB SHAFT

Material: Reinforced nylon

Usage: Bolt to outside of conveyor for easy removal of roller.



Part No.	A	B	C	Shaft Size
TSE50012S	3.750" 95.25 mm	1.250" 31.75 mm	3.00" 76.2 mm	1/2" 12.7 mm

ACETAL STUB SHAFT

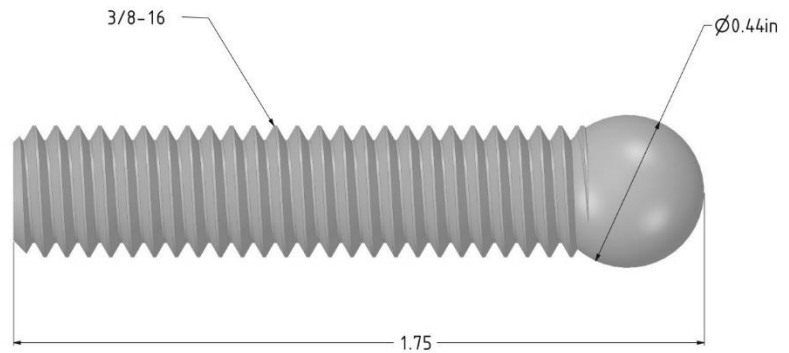
STUB SHAFT WITH ROUND BALL

Material: Stainless steel

Description: 3/8-16 thread, overall length 1 3/4"; 7/16" ball for 1/2" shaft size bearing



Part No.
TSE500716



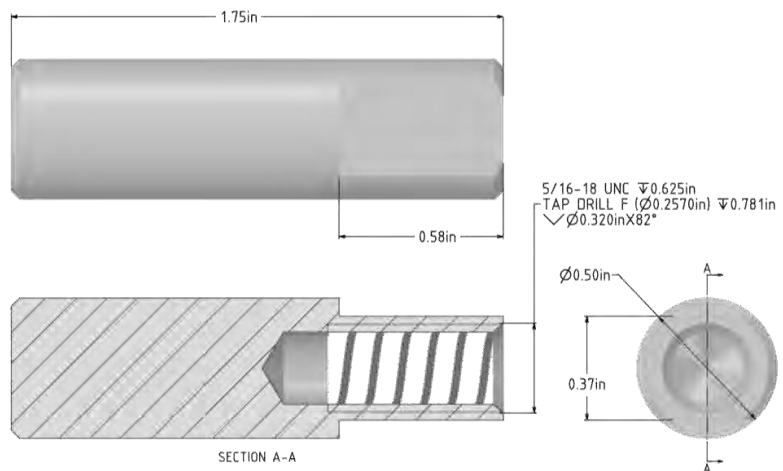
STUB SHAFT WITH INTERNAL THREADS

Material: Stainless steel

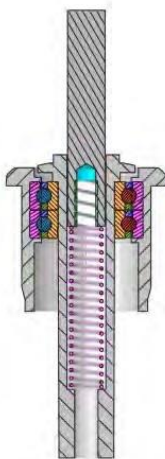
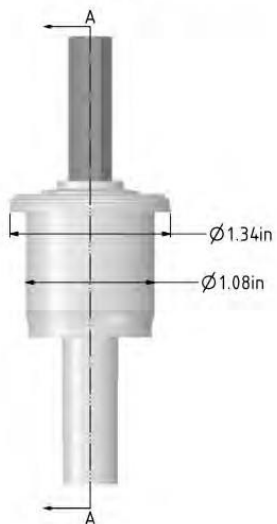
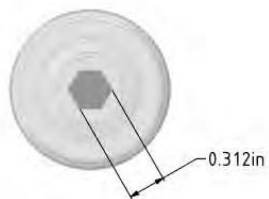
Description: 5/16 thread, overall length 1 3/4"; for 1/2" shaft size bearing



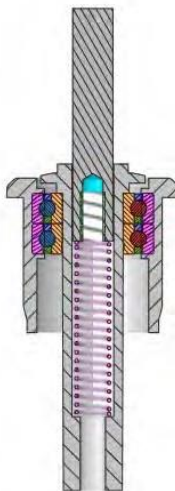
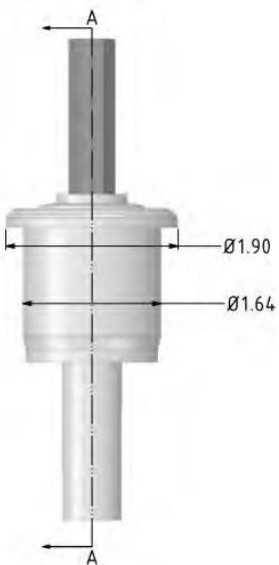
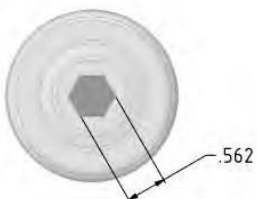
Part No.
TSE50012SH



SPRING-LOADED HEX ROLL END BEARINGS

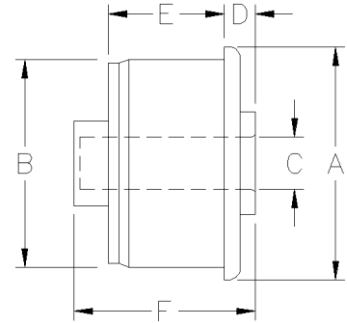
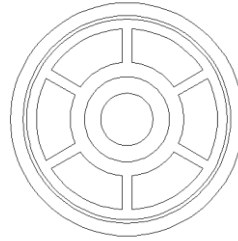


Part No.	Shaft Size
<i>TSE1040SLR516HSS</i>	5/16"



Part No.	Shaft Size
<i>TSE1540SLR716HSS</i>	7/16"

SPRING-LOADED HEX ROLL END BEARINGS



Part No.	Tubing O.D. A	Tubing Gauge B	Tubing Wall	Tubing ID	Shaft C	Hub D	E	Shaft Length F
TSE82412BB	.922	3/4" EMT	.049	.824	1/2"	3/16"		
TSE82412TB								
TSE83312BB	1.050	3/4" SCH 40	.113					
TSE83312TB								
TSE104038BB	1.315	1" SCH 40	.133	1.049	3/8"	1/4"	1.375	1.75
TSE104038TB								
TSE104012BB					1/2"			
TSE104012TB								
TSE1040916BB					9/16"			
TSE1040916TB								
TSE104938BB	1.163	1" EMT	.057	1.380	3/8"	3/8"	1.060	
TSE104938TB								
TSE104912BB					1/2"			
TSE104912TB								
TSE1049916BB					9/16"			
TSE1049916TB								
TSE124012BB	1.660	1 1/4" SCH 40	.140	1.380	1/2"	3/8"	1.060	
TSE124012TB								
TSE1240916BB					9/16"			
TSE1240916TB								
TSE124058BB					5/8"			
TSE124058TB								

ROLL END BEARING

Material: Nylon Alloy. Can withstand heat up to 149 degrees.

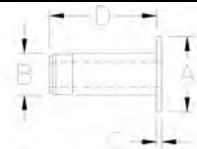
Part No.	Tubing O.D. A	Tubing Gauge B	Tubing Wall	Tubing ID	Shaft C	Hub D	E	Shaft Length F			
TSE138012BB	1.510	1 1/4" EMT	.065	1.380	1/2"	3/8"	1.060	1.75			
TSE138012TB					9/16"						
TSE1380916BB					5/8"						
TSE1380916TB											
TSE138058BB											
TSE138058TB											
TSE151612BB	1.500	1 1/2" 16 GA	.065	1.370	1/2"	3/8"	1.060	1.75			
TSE151612TB					9/16"						
TSE1516916BB					5/8"						
TSE1516916TB											
TSE151658BB											
TSE151658TB											
TSE154012BB	1.900	1 1/2" SCH 40	.145	1.610	1/2"	3/8"	1.060	1.75			
TSE154012TB					9/16"						
TSE1540916BB					5/8"						
TSE1540916TB											
TSE154058BB											
TSE154058TB											
TSE158012BB		1 1/2" SCH 80	.200	1.500	1/2"				3/8"	1.060	1.75
TSE158012TB					9/16"						
TSE1580916BB					5/8"						
TSE1580916TB											
TSE158058BB											
TSE158058TB											
TSE161012BB	1.740	1 1/2" EMT	.065	1.610	1/2"	3/8"	1.060	1.75			
TSE161012TB					9/16"						
TSE1610916BB					5/8"						
TSE1610916TB											
TSE161058BB											
TSE161058TB											
TSE171612BB	1.750	1 3/4" 16 GA		1.620	1/2"	3/8"	1.060	1.75			
TSE171612TB											

ROLL END BEARING

Part No.	Tubing O.D. A	Tubing Gauge B	Tubing Wall	Tubing ID	Shaft C	Hub D	E	Shaft Length F			
TSE1716916BB	1.750	1 3/4" 16 GA	.065	1.620	9/16"	3/8"	1.060	1.75			
TSE1716916TB					5/8"						
TSE171658BB									5/8"		
TSE171658TB											
TSE204038BB	2.375	2" SCH 40	.154	2.067	3/8"				3/8"	1.060	
TSE204038TB					1/2"						
TSE204012BB							1/2"				
TSE204012TB											
TSE2040916BB					9/16"						
TSE2040916TB											
TSE204058BB					5/8"						
TSE204058TB											
TSE206738BB					2.197	2" EMT	.065	2.067	3/8"	3/8"	1.125
TSE206738TB									1/2"		
TSE206712BB	1/2"										
TSE206712TB											
TSE2067916BB	9/16"										
TSE2067916T											
TSEE206758BB	5/8"										
TSE206758TB											
TSE208038BB	2.375	2" SCH 80	.218	1.939	3/8"	3/8"	1.060				
TSE208038TB					1/2"						
TSE208012BB								1/2"			
TSE208012TB											
TSE2080916BB					9/16"						
TSE2080916TB											

ROLL END BEARING

Part No.	Tubing O.D. A	Tubing Gauge B	Tubing Wall	Tubing ID	Shaft C	Hub D	E	Shaft Length F
TSE208058BB	2.375	2" SCH 80	.218	1.939	5/8"		1.060	
TSE208058TB								
TSE221612BB	2.250	2 1/4" 16 GA	.065	2.120	1/2"	3/8"	1.250	1.75
TSE221612TB								
TSE2216916BB					9/16"			
TSE2216916TB								
TSE221658BB					5/8"			
TSE221658TB								
TSE251612BB					2.500			
TSE251612TB								
TSE2516916BB	9/16"							
TSE2516916TB								
TSE251658BB	5/8"							
TSE251658TB								
TSE251812BB	2.500	2 1/2" 18 GA	.049	2.402		1/2"	3/8"	1.250
TSE251812TB								
TSE2518916BB					9/16"			
TSE2518916TB								
TSE251858BB					5/8"			
TSE251858TB								
TSE2750716BB					2.750	2 3/4" 16 GA		
TSE2750716TB								
TSE275012BB	1/2"							
TSE275012TB								
TSE2750916BB	9/16"							
TSE2750916TB								
TSE275058BB	5/8"							
TSE275058TB								

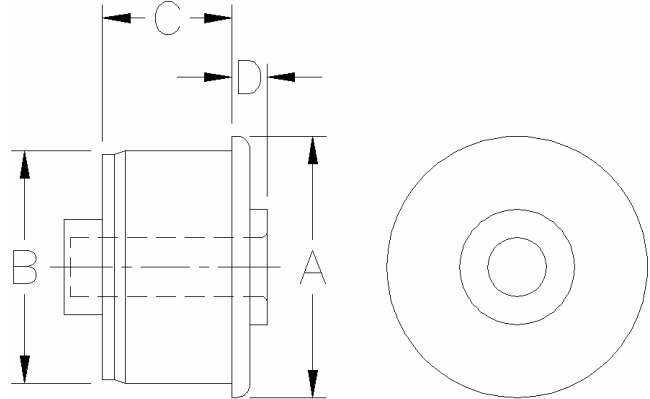


Part No.	A	B	C	D	Shaft Size
TSE1412	.625	.0545	0.065	1.400	1/4"
TSE51612					5/16"

Material: Nylon Alloy. Can withstand heat up to 149 degrees.
Usage: For pinchain, press insert into one-piece nylon roll end bearing to reduce bore size.

ABS ROLL END BEARING FOR PVC PIPE

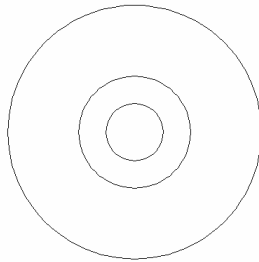
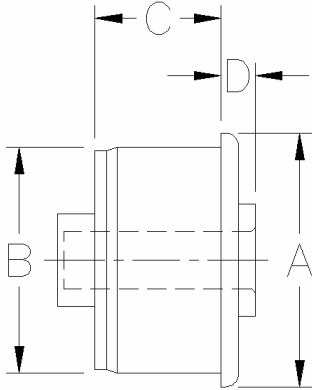
Insert: Gray bearing insert (G) is lubricated UHMW; white bearing insert (W) is natural UHMW. Thru-hole bearing insert is indicated by TB; blind-bore bearing insert is indicated by BB.



Part No.	Insert Material	Bore	Tubing Gauge	O.D. A	I.D. B	Tubing Wall	C	D	Shaft Size										
TSEA154012GUTB	Gray	Thru	1 1/2" SCH 40	1.900	1.610	.145	1.180	.290	1/2"										
TSEA154012WUTB	White																		
TSEA154012GUBB	Gray	Blind																	
TSEA154012WUBB	White																		
TSEA1540916GUTB	Gray	Thru							1.900	1.610	.145	1.180	.290	9/16"					
TSEA1540916WUTB	White																		
TSEA1540916GUBB	Gray	Blind																	
TSEA1540916WUBB	White																		
TSEA154058GUTB	Gray	Thru												1.900	1.610	.145	1.180	.290	5/8"
TSEA154058WUTB	White																		
TSEA154058GUBB	Gray	Blind																	
TSEA154058WUBB	White																		
TSEA154034GUTB	Gray	Thru	1.900	1.610	.145	1.180	.290	3/4"											
TSEA154034WUTB	White																		

ABS ROLL END BEARING FOR PVC PIPE

Insert: Gray bearing insert (G) is lubricated UHMW; white bearing insert (W) is natural UHMW. Thru-hole bearing insert is indicated by TB; blind-bore bearing insert is indicated by BB.



Part No.	Shell Insert	Bore	Tubing Gauge	O.D. A	I.D. B	Tubing Wall	C	D	Shaft Size
TSEA1540W12GUTB	W / G	Thru	1 1/2" SCH 40	1.900	1.610	.145	1.180	.290	1/2"
TSEA1540W12WUTB	W / W	Thru							
TSEA1540W12GUBB	W / G	Blind							
TSEA1540W12WUBB	W / W	Blind							
TSEA1540W916GUTB	W / G	Thru							9/16"
TSEA1540W916WUTB	W / W	Thru							
TSEA1540W916GUBB	W / G	Blind							
TSEA1540W916WUBB	W / W	Blind							
TSEA1540W58GUTB	W / G	Thru							5/8"
TSEA1540W58WUTB	W / W	Thru							
TSEA1540W58GUBB	W / G	Blind							
TSEA1540W58WUBB	W / W	Blind							
TSEA1540W34GUTB	W / G	Thru	3/4"						
TSEA1540W34WUTB	W / W	Thru							

TSEA = ABS outside shell (natural color) **1540** = 1 1/2" SCH 40 **W** = white outside shell
34 = 3/4" shaft **G** = gray insert
T = thru-shaft bore **B** = blind bore (limited hole)

ABS ROLL END BEARING FOR PVC PIPE

Insert: Gray bearing insert (G) is lubricated UHMW; white bearing insert (W) is natural UHMW. Thru-hole bearing insert is indicated by TB; blind-bore bearing insert is indicated by BB.

Part No.	Insert Material	Bore	Tubing Gauge	O.D. A	I.D. B	Tubing Wall	C	D	Shaft Size
TSEA158012GUTB	Gray	Thru	1 1/2" SCH 80	1.900	1.500	.200	1.180	.290	1/2"
TSEA158012WUTB	White								
TSEA158012GUBB	Gray	Blind							
TSEA158012WUBB	White								
TSEA1580916GUTB	Gray	Thru							
TSEA1580916WUTB	White								
TSEA1580916GUBB	Gray	Blind							
TSEA1580916WUBB	White								
TSEA158058GUTB	Gray	Thru							
TSEA158058WUTB	White								
TSEA158058GUBB	Gray	Blind							
TSEA158058WUBB	White								

Part No.	Shell Insert	Bore	Tubing Gauge	O.D. A	I.D. B	Tubing Wall	C	D	Shaft Size
TSEA1580W12GUTB	W / G	Thru	1 1/2" SCH 80	1.900	1.500	.200	1.180	.290	1/2"
TSEA1580W12WUTB	W / W								
TSEA1580W12GUBB	W / G	Blind							
TSEA1580W12WUBB	W / W								
TSEA1580W916GUTB	W / G	Thru							
TSEA1580W916WUTB	W / W								
TSEA1580W916GUBB	W / G	Blind							
TSEA1580W916WUBB	W / W								
TSEA1580W58GUTB	W / G	Thru							
TSEA1580W58WUTB	W / W								
TSEA1580W58GUBB	W / G	Blind							
TSEA1580W58WUBB	W / W								

ABS ROLL END BEARING FOR PVC PIPE

Insert: Gray bearing insert (G) is lubricated UHMW; white bearing insert (W) is natural UHMW. Thru-hole bearing insert is indicated by TB; blind-bore bearing insert is indicated by BB.

Part No.	Insert Material	Bore	Tubing Gauge	O.D. A	I.D. B	Tubing Wall	C	D	Shaft Size
TSEA204012GUTB	Gray	Thru	2" SCH 40	2.375	2.067	.154	1.190	.290	1/2"
TSEA204012WUTB	White								
TSEA204012GUBB	Gray	Blind							
TSEA204012WUBB	White								
TSEA2040916GUTB	Gray	Thru							
TSEA2040916WUTB	White								
TSEA2040916GUBB	Gray	Blind							
TSEA2040916WUBB	White								
TSEA204058GUTB	Gray	Thru							
TSEA204058WUTB	White								
TSEA204058GUBB	Gray	Blind							
TSEA204058WUBB	White								
TSEA204034GUTB	Gray	Thru							
TSEA204034WUTB	White								
TSEA204034GUBB	Gray	Blind							
TSEA204034WUBB	White								

Part No.	Shell Insert	Bore	Tubing Gauge	O.D. A	I.D. B	Tubing Wall	C	D	Shaft Size
TSEA2040W12GUTB	W / G	Thru	2" SCH 40	2.375	2.067	.154	1.190	.290	1/2"
TSEA2040W12WUTB	W / W								
TSEA2040W12GUBB	W / G	Blind							
TSEA2040W12WUBB	W / W								
TSEA2040W916GUTB	W / G	Thru							
TSEA2040W916WUTB	W / W								
TSEA2040W916GUBB	W / G	Blind							
TSEA2040W916WUBB	W / W								

ABS ROLL END BEARING FOR PVC PIPE

Insert: Gray bearing insert (G) is lubricated UHMW; white bearing insert (W) is natural UHMW. Thru-hole bearing insert is indicated by TB; blind-bore bearing insert is indicated by BB.

Part No.	Shell Insert	Bore	Tubing Gauge	O.D. A	I.D. B	Tubing Wall	C	D	Shaft Size
TSEA2040W58GUTB	W / G	Thru	2" SCH 40	2.375	2.067	.154	1.190	.290	5/8"
TSEA2040W58WUTB	W / W	Thru							
TSEA2040W58GUBB	W / G	Blind							
TSEA2040W58WUBB	W / W	Blind							
TSEA2040W34GUTB	W / G	Thru							3/4"
TSEA2040W34WUTB	W / W	Thru							
TSEA2040W34GUBB	W / G	Blind							
TSEA2040W34WUBB	W / W	Blind							

Part No.	Insert Material	Bore	Tubing Gauge	O.D. A	I.D. B	Tubing Wall	C	D	Shaft Size
TSEA208012GUTB	Gray	Thru	2" SCH 80	2.375	1.939	.218	1.190	.290	1/2"
TSEA208012WUTB	White	Thru							
TSEA208012GUBB	Gray	Blind							
TSEA208012WUBB	White	Blind							
TSEA2080916GUTB	Gray	Thru							9/16"
TSEA2080916WUTB	White	Thru							
TSEA2080916GUBB	Gray	Blind							
TSEA2080916WUBB	White	Blind							
TSEA208058GUTB	Gray	Thru							5/8"
TSEA208058WUTB	White	Thru							
TSEA208058GUBB	Gray	Blind							
TSEA208058WUBB	White	Blind							
TSEA208034GUTB	Gray	Thru							3/4"
TSEA208034WUTB	White	Thru							
TSEA208034GUBB	Gray	Blind							
TSEA208034WUBB	White	Blind							

ABS ROLL END BEARING FOR PVC PIPE

Insert: Gray bearing insert (G) is lubricated UHMW; white bearing insert (W) is natural UHMW. Thru-hole bearing insert is indicated by TB; blind-bore bearing insert is indicated by BB.

Part No.	Shell Insert	Bore	Tubing Gauge	O.D. A	I.D. B	Tubing Wall	C	D	Shaft Size	
TSEA2080W12GUTB	W / G	Thru	2" SCH 80	2.375	1.939	.218	1.190	.290	1/2"	
TSEA2080W12WUTB	W / W									
TSEA2080W12GUBB	W / G	Blind								
TSEA2080W12WUBB	W / W									
TSEA2080W916GUTB	W / G	Thru							9/16"	
TSEA2080W916WUTB	W / W									
TSEA2080W916GUBB	W / G	Blind								
TSEA2080W916WUBB	W / W									
TSEA2080W58GUTB	W / G	Thru								5/8"
TSEA2080W58WUTB	W / W									
TSEA2080W58GUBB	W / G	Blind								
TSEA2080W58WUBB	W / W									
TSEA2080W34GUTB	W / G	Thru	3/4"							
TSEA2080W34WUTB	W / W									
TSEA2080W34GUBB	W / G	Blind								
TSEA2080W34WUBB	W / W									

Part No.	Insert Material	Bore	Tubing Gauge	O.D. A	I.D. B	Tubing Wall	C	D	Shaft Size
TSEA254012GUTB	Gray	Thru	2 1/2" SCH 40	2.875	2.469	.203"	1.300"	.330	1/2"
TSEA254012WUTB	White								
TSEA254012GUBB	Gray	Blind							
TSEA254012WUBB	White								
TSEA2540916GUTB	Gray	Thru							9/16"
TSEA2540916WUTB	White								
TSEA2540916GUBB	Gray	Blind							
TSEA2540916WUBB	White								

ABS ROLL END BEARING FOR PVC PIPE

Insert: Gray bearing insert (G) is lubricated UHMW; white bearing insert (W) is natural UHMW. Thru-hole bearing insert is indicated by TB; blind-bore bearing insert is indicated by BB.

Part No.	Insert Material	Bore	Tubing Gauge	O.D. A	I.D. B	Tubing Wall	C	D	Shaft Size
TSEA254058GUTB	Gray	Thru	2 1/2" SCH 40	2.875	2.469	.203	1.300	.330	5/8"
TSEA254058WUTB	White								
TSEA254058GUBB	Gray	Blind							
TSEA254058WUBB	White								
TSEA254034GUTB	Gray	Thru							
TSEA254034WUTB	White								
TSEA254034GUBB	Gray	Blind							
TSEA254034WUBB	White								

Part No.	Shell Insert	Bore	Tubing Gauge	O.D. A	I.D. B	Tubing Wall	C	D	Shaft Size
TSEA2540W12GUTB	W / G	Thru	2 1/2" SCH 40	2.875	2.469	.203"	1.300"	.330	1/2"
TSEA2540W12WUTB	W / W								
TSEA2540W12GUBB	W / G	Blind							
TSEA2540W12WUBB	W / W								
TSEA2540W916GUTB	W / G	Thru							
TSEA2540W916WUTB	W / W								
TSEA2540W916GUBB	W / G	Blind							
TSEA2540W916WUBB	W / W								
TSEA2540W58GUTB	W / G	Thru							
TSEA2540W58WUTB	W / W								
TSEA2540W58GUBB	W / G	Blind							
TSEA2540W58WUBB	W / W								
TSEA2540W34GUTB	W / G	Thru							
TSEA2540W34WUTB	W / W								
TSEA2540W34GUBB	W / G	Blind							
TSEA2540W34WUBB	W / W								

ABS ROLL END BEARING FOR PVC PIPE

Insert: Gray bearing insert (G) is lubricated UHMW; white bearing insert (W) is natural UHMW.
Thru-hole bearing insert is indicated by TB; blind-bore bearing insert is indicated by BB.

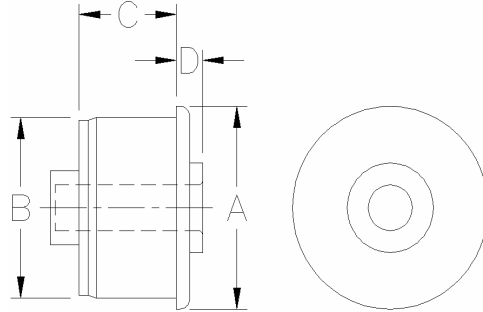
Part No.	Insert Material	Bore	Tubing Gauge	O.D. A	I.D. B	Tubing Wall	C	D	Shaft Size
TSEA304012GUTB	Gray	Thru	3" SCH 40	3.500	3.068	.432	1.290	.330	1/2"
TSEA304012WUTB	White								
TSEA304012GUBB	Gray								
TSEA304012WUBB	White								
TSEA3040916GUTB	Gray	Blind							
TSEA3040916WUTB	White								
TSEA3040916GUBB	Gray	Thru							
TSEA3040916WUBB	White								
TSEA304058GUTB	Gray								Blind
TSEA304058WUTB	White								
TSEA304058GUBB	Gray	Thru							
TSEA304058WUBB	White								

Part No.	Shell Insert	Bore	Tubing Gauge	O.D. A	I.D. B	Tubing Wall	C	D	Shaft Size
TSEA3040W12GUTB	W / G	Thru	2 1/2" SCH 40	2.875	2.469	.203	1.300	.330	1/2"
TSEA3040W12WUTB	W / W								
TSEA3040W12GUBB	W / G	Blind							
TSEA3040W12WUBB	W / W								
TSEA3040W916GUTB	W / G	Thru							
TSEA3040W916WUTB	W / W								
TSEA3040W916GUBB	W / G	Blind							
TSEA3040W916WUBB	W / W								
TSEA3040W58GUTB	W / G	Thru							
TSEA3040W58WUTB	W / W								
TSEA3040W58GUBB	W / G	Blind							
TSEA3040W58WUBB	W / W								

NYLON ROLL END FOR METAL TUBING

Gray Roller End with white UHMW insert

Material:




Part No.	Tubing O.D. A	Tubing Gauge B	Tubing Wall	Tubing ID	Shaft Insert	Hub
<i>TSE1380S12TB</i>	1.51	1 1/4" 16 GA		1.380	1/2"	
<i>TSE1380S12BB</i>					9/16"	
<i>TSE1380S916TB</i>					5/8"	
<i>TSE1380S916BB</i>						
<i>TSE1380S58TB</i>						
<i>TSE1380S58BB</i>						
<i>TSE1610S12TB</i>	1.75	1 1/2" 16 GA	.065	1.610	1/2"	.375
<i>TSE1610S12BB</i>					9/16"	
<i>TSE1610S916TB</i>					5/8"	
<i>TSE1610S916BB</i>						
<i>TSE1610S58TB</i>						
<i>TSE1610S58BB</i>						
<i>TSE2016S12TB</i>	2.00	2" 16 GA		1.870	1/2"	
<i>TSE2016S12BB</i>					9/16"	
<i>TSE2016S916TB</i>					5/8"	
<i>TSE2016S916BB</i>						
<i>TSE2016S58TB</i>						
<i>TSE2016S58BB</i>						

NYLON ROLL END FOR METAL TUBING

Gray Roller End with white UHMW insert

Material:



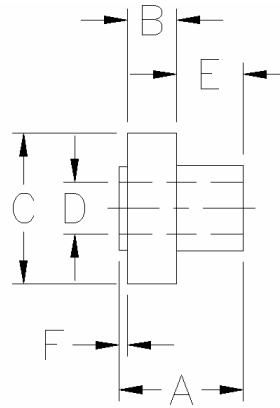
Part No.	Tubing O.D. A	Tubing Gauge B	Tubing Wall	Tubing ID	Shaft Insert	Hub
<i>TSE2067S12TB</i>	2.197	2" EMT	.065	2.067	1/2"	.375
<i>TSE2067S12BB</i>					9/16"	
<i>TSE2067S916TB</i>					5/8"	
<i>TSE2067S916BB</i>						
<i>TSE2067S58TB</i>						
<i>TSE2067S58BB</i>						
<i>TSE2216S12TB</i>	2.250	2 1/4" 16 GA	.065	2.120	1/2"	.375
<i>TSE2216S12BB</i>					9/16"	
<i>TSE2216S916TB</i>					5/8"	
<i>TSE2216S916BB</i>						
<i>TSE2216S58TB</i>						
<i>TSE2216S58BB</i>						

NYLON ROLL END FOR METAL TUBING

Gray Roller End with white UHMW insert

COMBINER ROLLER

Material: Acetal



Part No.	A	B	C	D	E	F
TSE77014	.635	.250	.775	.260	.335	.050

TUBE CAP

Material: ABS plastic

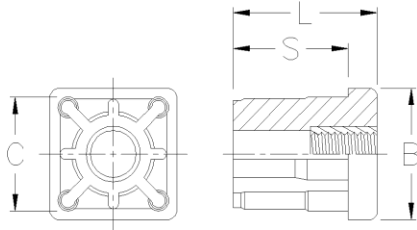
Usage: Serves as a smooth plastic cap. Practical and aesthetic plug cover for ends of square tubing.



Part No.	Tube Size
TSE5601.511	1.50" x .120 Square
TSE5601.516	1.50" x .065 Square
TSE5602.011	2.00" x .120 Square

Material: Reinforced nylon with brass insert
Usage: Conveyor and machinery support for use with all TSE levelers.

THREADED TUBE END



Part No.	Tube Size	Thread Size	B	C	L	S	Max. Load
TSE6001638	1.00" x .065 Square	3/8-16	1.0	1.00	1.23	.970	1000 lbs.
TSE6001610m	1.00" x .065 Square	10 mm	1.0	1.00	1.23	.970	1000 lbs.
TSE6011112 TSE6011158 TSE6011134 TSE6011116m TSE6011120m	1.50" x .120 Square	1/2-13 5/8-11 3/4-10 16mm 20mm	1.5	1.26	1.7	1.38	1000 lbs.
TSE6011612 TSE6011658 TSE6011634 TSE6011616m TSE6011620m	1.50" x .065 or 1.50" x .075 Square	1/2-13 5/8-11 3/4-10 16mm 20mm	1.5	1.37	1.7	1.38	1000 lbs.
TSE6021112 TSE6021158 TSE6021134 TSE6021116m TSE6021120m	2.00" x 1.09 or 2.00" x .120 Square	1/2-13 5/8-11 3/4-10 16mm 20mm	2	1.78	2	1.58	1750 lbs.

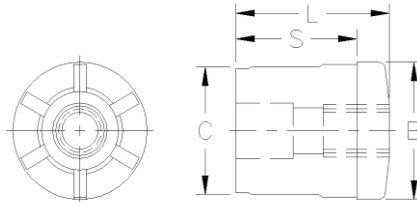
THREADED TUBE END

THREADED TUBE END

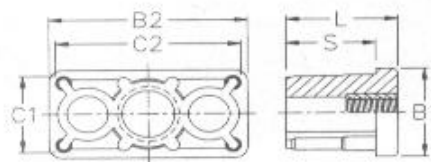
Material: Reinforced nylon with brass insert.

Material: Reinforced nylon with brass insert.

Usage: Conveyor and machinery support for use with all TSE levelers.



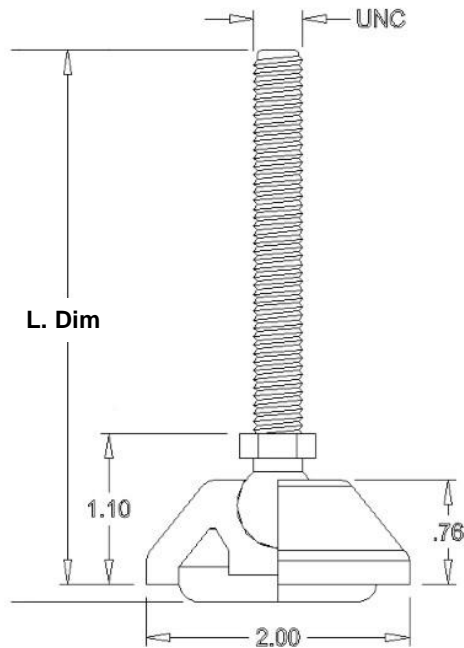
Part No.	Tube Size	Thread Size	B	C	L	S	Max. Load
TSE6041612 TSE6041658 TSE6041634 TSE6041616m TSE6041620m	2.00" x .065 Round	1/2-13 5/8-11 3/4-10 16mm 20mm	2	1.76	2	1.57	1750 lbs.



Part No.	Tube Size	Thread Size	B2	C2	L	S	Max. Load
TSE6052x316 TSE6052x320 TSE6052x334 TSE6052x358	2" x 3" 11 Gauge Rectangle	16mm 3/4-10 5/8-11	3	2	2	1.57	1750 lbs.

2" ADJUSTABLE LEVELER W/ HEX METAL BALL

Usage: Conveyor and machinery support.
Maximum Load: 700 lbs.



Part Number		Thread Size	SS	L Dim.
With Vibration Pad	Without Vibration Pad			
<i>TSESOH702P338SS</i>	<i>TSESOH702338SS</i>	1/2-13	□	3.89"
<i>TSESOH702P312SS</i>	<i>TSESOH702312SS</i>			
<i>TSESOH702P358SS</i>	<i>TSESOH702358SS</i>	5/8-11		

2" ADJUSTABLE LEVELER W/ HEX METAL BALL



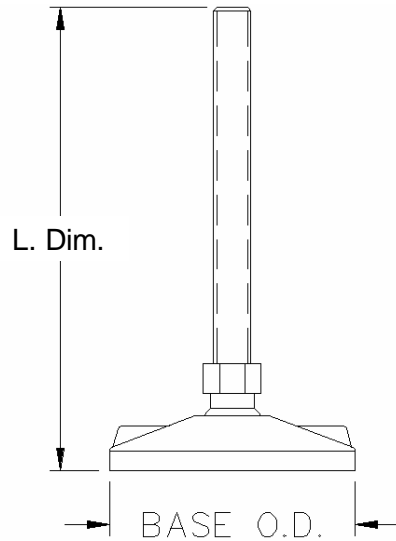
Part Number	Thread Size	Zinc-Plated	SS	L Dim.
TSESOH701558SS	5/8-11		☐	6.22"
TSESOH701858SS				
TSESOH701834SS				
TSESOH701558PL	5/8-11	☐		7.71"
TSESOH701858PL				
TSESOH701834PL				

Level-Lock Levelers	Thread Size	Zinc-Plated	SS	L Dim.
TSESOHL701558SS	5/8-11		☐	6.22"
TSESOHL701858SS				
TSESOHL701834SS				
TSESOHL701558PL	5/8-11	☐		7.71"
TSESOHL701858PL				
TSESOHL701834PL				

3" ADJUSTABLE LEVELER W/ HEX METAL BALL

Usage: Conveyor and machinery support

Maximum Load: 1400 lbs.



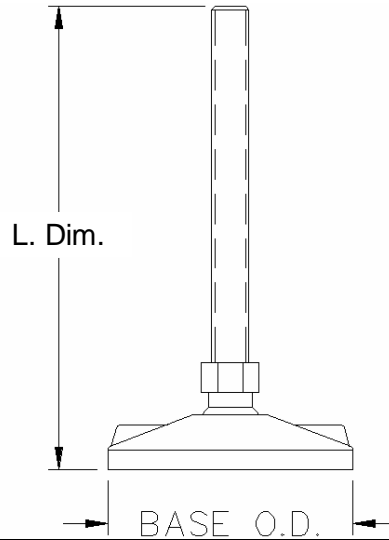
Part Number		Thread Size	Zinc-Plated	SS	L Dim.
With Lag Holes	Without Lag Holes				
<i>TSES2H703338PL</i>	<i>TSESOH703338PL</i>	3/8-16	<input type="checkbox"/>	<input type="checkbox"/>	3.89"
<i>TSES2H703338SS</i>	<i>TSESOH703338SS</i>				
<i>TSES2H703312PL</i>	<i>TSESOH703312PL</i>	1/2-13	<input type="checkbox"/>	<input type="checkbox"/>	
<i>TSES2H703312SS</i>	<i>TSESOH703312SS</i>				
<i>TSES2H703512PL</i>	<i>TSESOH703512PL</i>	5/8-11	<input type="checkbox"/>	<input type="checkbox"/>	6.10"
<i>TSES2H703512SS</i>	<i>TSESOH703512SS</i>				
<i>TSES2H703358PL</i>	<i>TSESOH703358PL</i>	5/8-11	<input type="checkbox"/>	<input type="checkbox"/>	3.89"
<i>TSES2H703358SS</i>	<i>TSESOH703358SS</i>				
<i>TSES2H703558PL</i>	<i>TSESOH703558PL</i>	5/8-11	<input type="checkbox"/>	<input type="checkbox"/>	6.10"
<i>TSES2H703558SS</i>	<i>TSESOH703558SS</i>				

Metric		Thread Size	Zinc-Plated	SS	L Dim.
With Lag Holes	Without Lag Holes				
<i>TSES2H7033M10P</i>	<i>TSESOH7033M10P</i>	10mm	<input type="checkbox"/>	<input type="checkbox"/>	3.89"
<i>TSES2H7033M10S</i>	<i>TSESOH7033M10S</i>				
<i>TSES2H7033M16S</i>	<i>TSESOH7033M16S</i>	16mm	<input type="checkbox"/>		

3" ADJUSTABLE LEVELER W/ HEX METAL BALL

Usage: Conveyor and machinery support

Maximum Load: 1400 lbs.

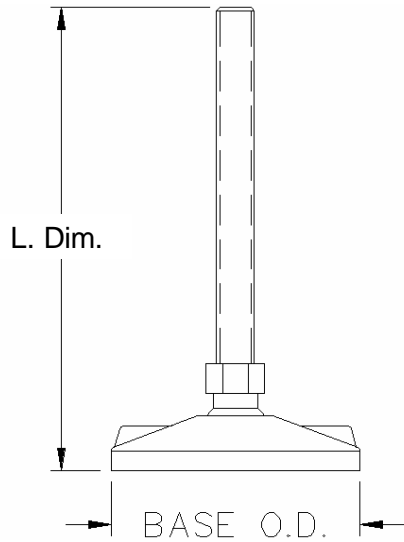


Part Number		Thread Size	Zinc-Plated	SS	L Dim.
With Lag Holes	Without Lag Holes				
TSES2H704712PL	TSESOH704712PL	1/2-13	☐		7.68"
TSES2H704758PL	TSESOH704758PL	5/8-11			
TSES2H704734PL	TSESOH704734PL	3/4-10			
TSES2H7041034PL	TSESOH7041034PL				10.68"
TSES2H704712SS	TSESOH704712SS	1/2-13	☐		7.68"
TSES2H704758SS	TSESOH704758SS	5/8-11			
TSES2H704734SS	TSESOH704734SS	3/4-10			
TSES2H7041034SS	TSESOH7041034SS				9.45"
TSES2H70471.00PL	TSESOH70471.00PL	1-8	☐		7.68"
TSES2H70471.00SS	TSESOH70471.00SS		☐		
TSES2H704101.00PL	TSESOH704101.00PL		☐		9.45"
TSES2H704101.00SS	TSESOH704101.00SS		☐		

Metric		Thread Size	Zinc-Plated	SS	L Dim.
With Lag Holes	Without Lag Holes				
TSES2H7047M16S	TSESOH7047M16S	16mm	☐		7.68"
TSES2H7047M20S	TSESOH7047M20S	20mm			

4" ADJUSTABLE LEVELER W/HEX METAL BALL

Usage: Conveyor and machinery support
Maximum Load: 2600 lbs.

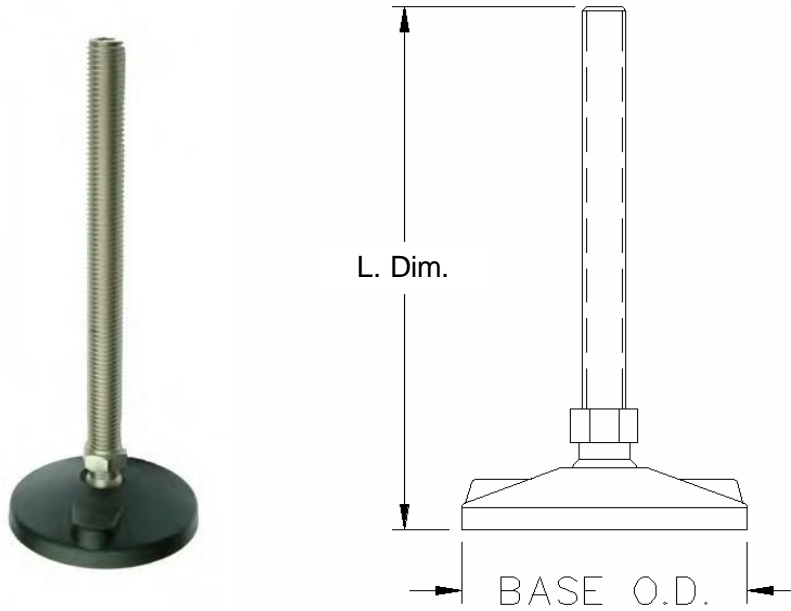


Part Number	Thread Size	Zinc-Plated	SS	L Dim.
With Lag Hole				
TSES1H704712PL	1/2-13	☐		7.68"
TSES1H704758PL	5/8-11			
TSES1H704734PL	3/4-10			
TSES1H7041034PL				10.68"
TSES1H704712SS	1/2-13		☐	7.68"
TSES1H704758SS	5/8-11			
TSES1H704734SS	3/4-10			
TSES1H7041034SS				
TSES1H70471.00SS	1-8	☐		9.45"
TSES1H70471.00PL		☐		
TSES1H704101.00SS		☐		
TSES1H704101.00PL		☐		

Metric	Thread Size	Zinc-Plated	SS	L Dim.
With Lag Hole				
TSES1H7047M16S	16mm		☐	7.68"
TSES1H70410M20S	20mm			9.45"

4" ADJUSTABLE LEVELER W/HEX METAL BALL

Usage: Conveyor and machinery support
Maximum Load: 2600 lbs.



Part Number	Thread Size	Zinc-Plated	SS	L Dim.
With Skinned-Over Lag Holes				
<i>TSES4H704712PL</i>	1/2-13	☐		7.68"
<i>TSES4H704758PL</i>	5/8-11			
<i>TSES4H704734PL</i>	3/4-10			
<i>TSES4H7041034PL</i>				10.68"
<i>TSES4H704712SS</i>	1/2-13	☐		7.68"
<i>TSES4H704758SS</i>	5/8-11			
<i>TSES4H704734SS</i>	3/4-10			
<i>TSES4H7041034SS</i>				

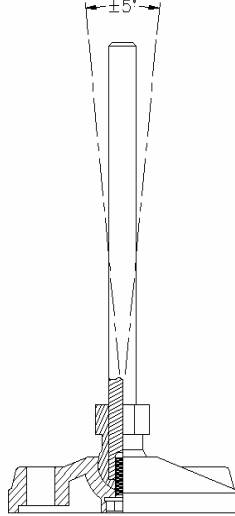
Metric	Thread Size	Zinc-Plated	SS	L Dim.
With Skinned-Over Lag Holes				
<i>TSES4H7047M16S</i>	16mm	☐		7.68"
<i>TSES4H7047M20S</i>	20mm			

4" LEVEL-LOCK LEVELER W/ HEX METAL BALL

Usage: Conveyor and machinery support.

Maximum Load: 2600 lbs.

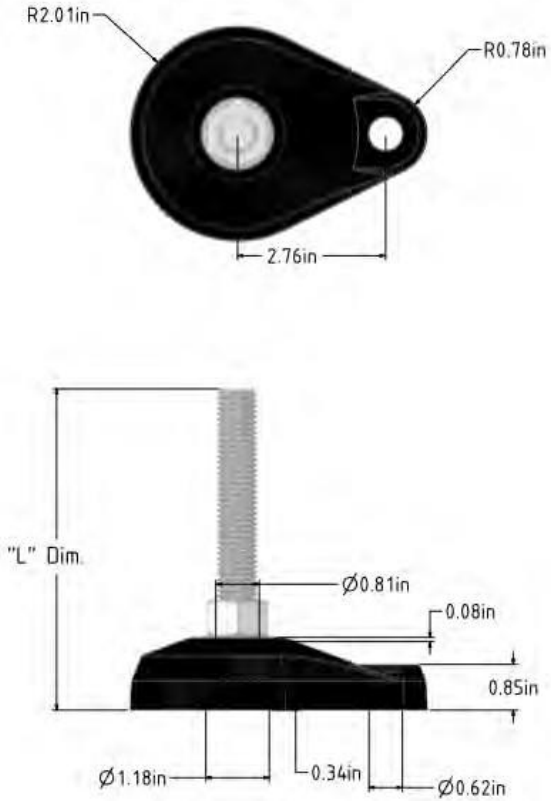
Level-Lock Leveler: With bolt in bottom to resist pull out of stem



Part Number		Skinned-Over Lag Holes	Thread Size	Zinc	SS	L. Dim.
With 1 Lag Hole	With 2 Lag Holes					
TSES1HL704512PL	TSES2HL704512PL	TSES4HL704512PL	1/2-13	<input type="checkbox"/>	<input type="checkbox"/>	5.73"
TSES1HL704512SS	TSES2HL704512SS	TSES4HL704512SS		<input type="checkbox"/>	<input type="checkbox"/>	
TSES1HL704558PL	TSES2HL704558PL	TSES4HL704558PL	5/8-11	<input type="checkbox"/>	<input type="checkbox"/>	6.15"
TSES1HL704558SS	TSES2HL704558SS	TSES4HL704558SS		<input type="checkbox"/>	<input type="checkbox"/>	
TSES1HL704758PL	TSES2HL704758PL	TSES4HL704758PL		<input type="checkbox"/>	<input type="checkbox"/>	7.68"
TSES1HL704758SS	TSES2HL704758SS	TSES4HL704758SS		<input type="checkbox"/>	<input type="checkbox"/>	
TSES1HL704534PL	TSES2HL704534PL	TSES4HL704534PL	3/4-10	<input type="checkbox"/>	<input type="checkbox"/>	6.15"
TSES1HL704534SS	TSES2HL704534SS	TSES4HL704534SS		<input type="checkbox"/>	<input type="checkbox"/>	
TSES1HL704734PL	TSES2HL704734PL	TSES4HL704734PL		<input type="checkbox"/>	<input type="checkbox"/>	7.68"
TSES1HL704734SS	TSES2HL704734SS	TSES4HL704734SS		<input type="checkbox"/>	<input type="checkbox"/>	
TSES1HL7041034PL	TSES2HL7041034PL	TSES4HL7041034PL		<input type="checkbox"/>	<input type="checkbox"/>	9.95"
TSES1HL7041034SS	TSES2HL7041034SS	TSES4HL7041034SS		<input type="checkbox"/>	<input type="checkbox"/>	
TSES1HL70471.00PL	TSES2HL70471.00PL	TSES4HL70471.00PL	1-8	<input type="checkbox"/>	<input type="checkbox"/>	7.68"
TSES1HL70471.00SS	TSES2HL70471.00SS	TSES4HL70471.00SS		<input type="checkbox"/>	<input type="checkbox"/>	
TSES1HL704101.00PL	TSES2HL704101.00PL	TSES4HL704101.00PL		<input type="checkbox"/>	<input type="checkbox"/>	9.95"
TSES1HL704101.00SS	TSES2HL704101.00SS	TSES4HL704101.00SS		<input type="checkbox"/>	<input type="checkbox"/>	
TSES1HL70410M20PL	TSES2HL70410M20PL	TSES4HL70410M20PL		<input type="checkbox"/>	<input type="checkbox"/>	
TSES1HL70410M20SS	TSES2HL70410M20SS	TSES4HL70410M20SS		<input type="checkbox"/>	<input type="checkbox"/>	

4" LEVEL-LOCK LEVELER W/ HEX METAL BALL

Usage: Conveyor and machinery support.
Maximum Load: 2600 lbs.

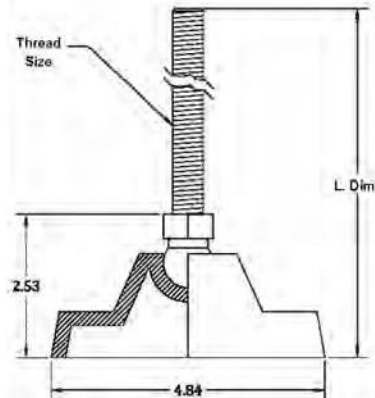


Part Number	Thread Size	Zinc-Plated	SS	L Dim.
TSETD704734PL	3/4-10	☐		7.25"
TSETD70471.00PL	1-8			
TSETD70471.13PL	1 1/8-7			
TSETD70471.25PL	1 1/4-7			
TSETD704734SS	3/4-10		☐	
TSETD70471.00SS	1-8			
TSETD70471.13SS	1 1/8-7			
TSETD70471.25SS	1 1/4-7			

5" ARTICULATING LEVELER W/ HEX METAL BALL

Usage: Conveyor and machinery support.

Maximum Load: 7000 lbs.



Part Number	Thread Size	Zinc-Plated	SS	L Dim.
With No Lag Holes				
TSESOH513534PL	3/4-10	<input type="checkbox"/>		7.03"
TSESOH513534SS			<input type="checkbox"/>	
TSESOH513734PL		<input type="checkbox"/>		8.55"
TSESOH513734SS			<input type="checkbox"/>	
TSESOH5131034PL		<input type="checkbox"/>		10.83"
TSESOH5131034SS			<input type="checkbox"/>	
TSESOH51371.00PL	1-8	<input type="checkbox"/>		8.55"
TSESOH51371.00SS			<input type="checkbox"/>	
TSESOH513101.00PL		<input type="checkbox"/>		10.83"
TSESOH513101.00SS			<input type="checkbox"/>	
TSESOH51310M20SS	20mm			

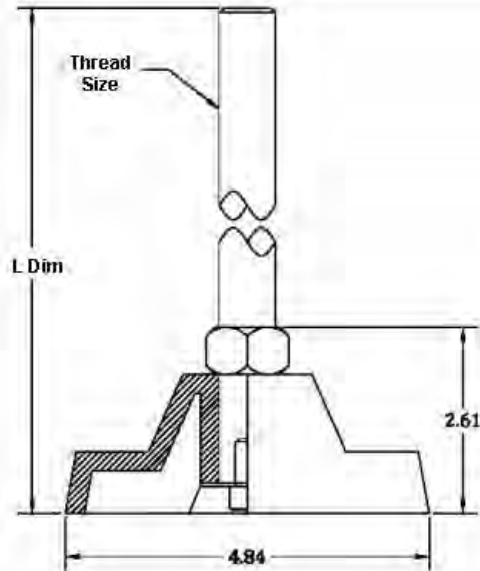
Part Number	Thread Size	Zinc-Plated	SS	L Dim.
With No Lag Holes				
TSESOH518734PL	3/4-10	<input type="checkbox"/>		7.83"
TSESOH518734SS			<input type="checkbox"/>	
TSESOH51871.00PL	1-8	<input type="checkbox"/>		
TSESOH51871.00SS			<input type="checkbox"/>	
TSESOH51871.13PL	1 1/8-7	<input type="checkbox"/>		
TSESOH51871.13SS			<input type="checkbox"/>	
TSESOH51871.25PL	1 1/4-7	<input type="checkbox"/>		
TSESOH51871.25SS			<input type="checkbox"/>	

5" ARTICULATING LEVELER W/ HEX METAL BALL

Usage: Conveyor and machinery support.

Maximum Load: 7000 lbs.

Level-Lock Leveler: With bolt in bottom to resist pull out of stem.



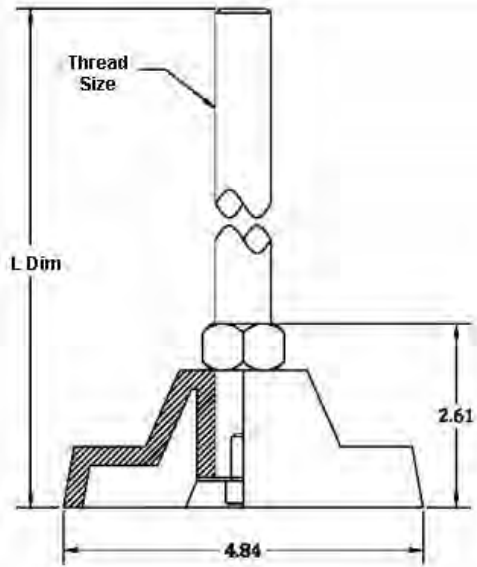
Part Number		Thread Size	Zinc-Plated	SS	L Dim.
With Lag Holes	Without Lag Holes				
TSEH705534PL	TSE705534PL	3/4-10	<input type="checkbox"/>	<input type="checkbox"/>	5.97"
TSEH705534SS	TSE705534SS		<input type="checkbox"/>	<input type="checkbox"/>	
TSEH705734PL	TSE705734PL		<input type="checkbox"/>	<input type="checkbox"/>	7.50"
TSEH705734SS	TSE705734SS		<input type="checkbox"/>	<input type="checkbox"/>	
TSEH7051034PL	TSE7051034PL		<input type="checkbox"/>	<input type="checkbox"/>	10.07"
TSEH7051034SS	TSE7051034SS		<input type="checkbox"/>	<input type="checkbox"/>	
TSEH70571.00PL	TSE70571.00PL	1-8	<input type="checkbox"/>	<input type="checkbox"/>	7.45"
TSEH70571.00SS	TSE70571.00SS		<input type="checkbox"/>	<input type="checkbox"/>	
TSEH705101.00PL	TSE705101.00PL		<input type="checkbox"/>	<input type="checkbox"/>	10.07"
TSEH705101.00SS	TSE705101.00SS		<input type="checkbox"/>	<input type="checkbox"/>	
TSEH705121.00PL	TSE705121.00PL		<input type="checkbox"/>	<input type="checkbox"/>	11.95"
TSEH705121.00SS	TSE705121.00SS		<input type="checkbox"/>	<input type="checkbox"/>	
TSEH70571.13PL	TSE70571.13PL	1 1/8-7	<input type="checkbox"/>	<input type="checkbox"/>	7.45"
TSEH70571.13SS	TSE70571.13SS		<input type="checkbox"/>	<input type="checkbox"/>	
TSEH705101.13PL	TSE705101.13PL		<input type="checkbox"/>	<input type="checkbox"/>	9.95"
TSEH705101.13SS	TSE705101.13SS		<input type="checkbox"/>	<input type="checkbox"/>	

5" LEVELER WITH METAL STEM

Usage: Conveyor and machinery support.

Maximum Load: 7000 lbs.

Level-Lock Leveler: With bolt in bottom to resist pull out of stem.



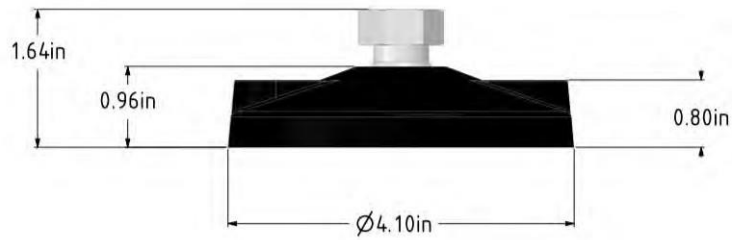

Part Number		Thread Size	Zinc-Plated	SS	L Dim.
With Lag Holes	Without Lag Holes				
TSEH70512113PL	TSE70512113PL	1 1/8-7	<input type="checkbox"/>		11.95"
TSEH70512113SS	TSE70512113SS		<input type="checkbox"/>		
TSEH70571.25PL	TSE70571.25PL	1 1/4-7	<input type="checkbox"/>		7.45"
TSEH70571.25SS	TSE70571.25SS		<input type="checkbox"/>		
TSEH705101.25PL	TSE705101.25PL		<input type="checkbox"/>		9.95"
TSEH705101.25SS	TSE705101.25SS		<input type="checkbox"/>		
TSEH705121.25PL	TSE705121.25PL	<input type="checkbox"/>		11.95"	
TSEH705121.25SS	TSE705121.25SS	<input type="checkbox"/>			

Metric		Thread Size	Zinc Plated	SS	L Dim.
With Lag Holes	Without Lag Holes				
TSEH7057M20P	TSE7057M20P	20mm	<input type="checkbox"/>		7.48"
TSEH7057M20S	TSE7057M20S		<input type="checkbox"/>		
TSEH70510M20S	TSE70510M20S		<input type="checkbox"/>		10.07"
TSEH70510M20P	TSE70510M20P		<input type="checkbox"/>		

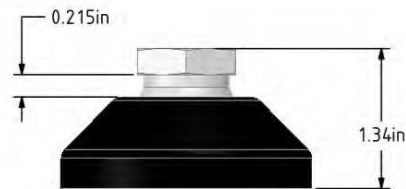
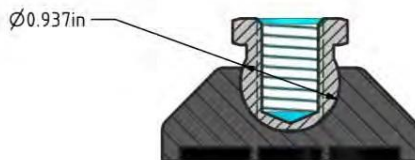
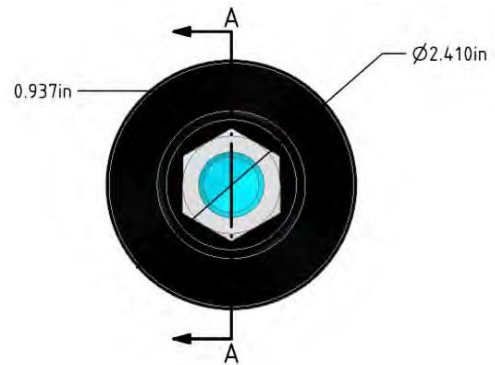
5" LEVELER WITH METAL STEM

Usage: Conveyor and machinery support.

Maximum Load: 7000 lbs.



Part No.	Thread Size	SS
TSES4H704BS58	5/8-11	□
TSES4H704BS34	3/4-10	



CUSTOM LEVELER QUOTE REQUEST

Need a special leveler? Not a problem! TSE is happy to provide a customized quote to manufacture levelers that will meet your unique needs. Please fill out the form below and fax it to us (727-540-1255). For help in filling out this form, please call us toll-free at 800-237-7634

Point of Contact _____

Company Name _____

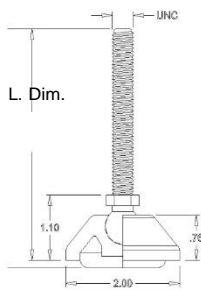
Address _____

City _____ State _____ ZIP _____

Phone (_____) _____ Fax (_____) _____

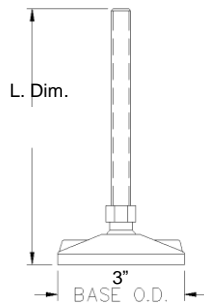
Email _____

Check the box next to the leveler to be customized:

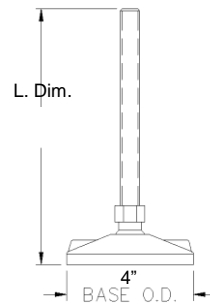


→
TSE70

2



→ TSE703



→ TSE704

Choose Your Modifications:

Base Material: → Reinforced Polyamide → Reinforced polypropylene

Base Configuration: → Standard → Urethane filled

Number of Lag Holes Desired: → 0 → 1 → 2

Vibration Pads Needed: → Yes → No

Stem Material: → Plated steel → 304 stainless steel → 316 stainless steel

Stem Requirements: Overall leveler height (L) _____

Thread diameter _____

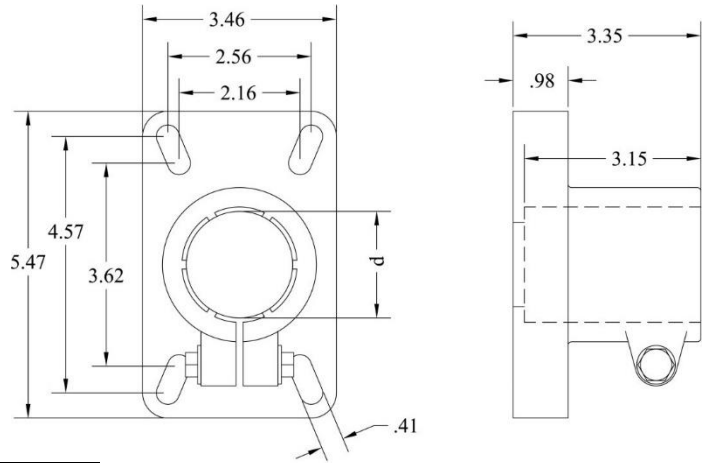
→ Screwdriver slot (min. 100 pieces ordered)

→ Wrench Flat (min. 100 pieces ordered)

Other: _____

Quantity Desired: This order: _____

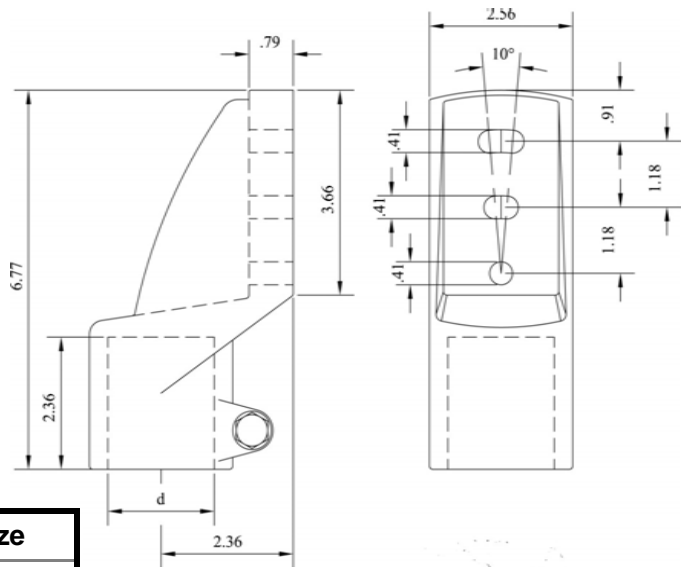
Delivery Date Requested: Annually: _____



Part No.	Pipe Size	Tube Size
TSE3081.50	1 1/2"	
TSE308T2.0		2 (OD)

SIDEMOUNT POST CAP

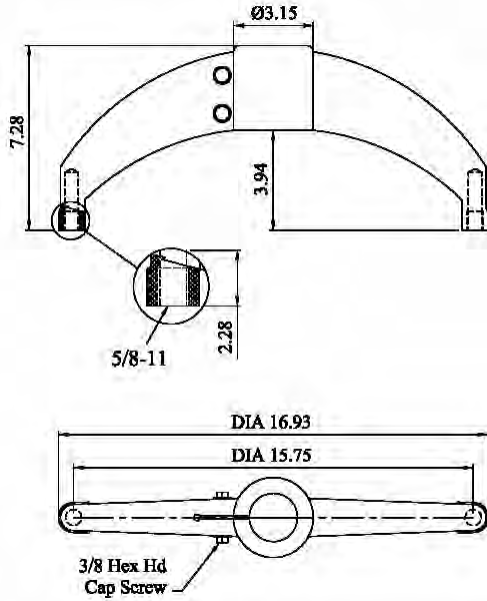
Material: Reinforced nylon with stainless steel fasteners



Part No.	Pipe Size	Tube Size
TSE3051.50	1 1/2"	
TSE305T2.0		2 (OD)

BIPOD

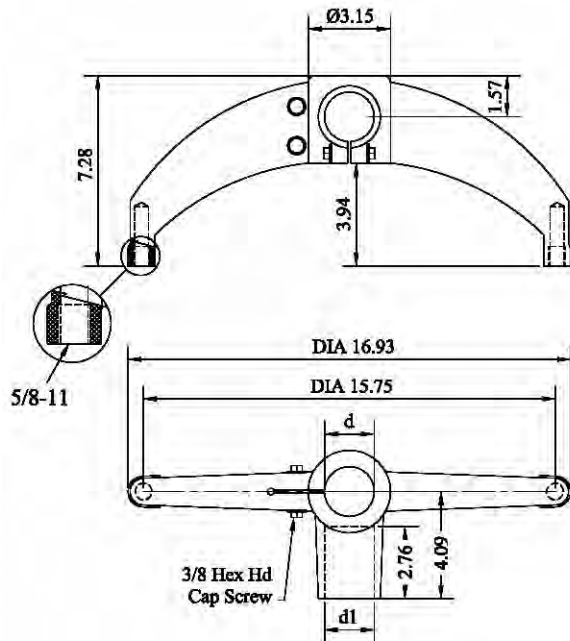
Material: Reinforced nylon with stainless steel fasteners



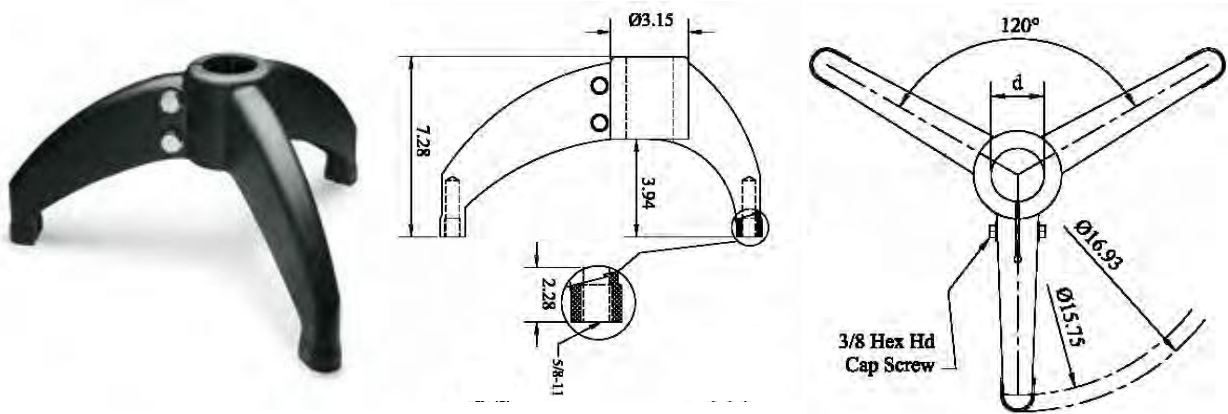
Part No.	Pipe Size	Tube Size
<i>TSE4021.558</i>	1 1/2"	
<i>TSE402T2.058</i>		2 (OD)

BIPOD WITH CROSSTIE

Material: Reinforced nylon with stainless steel fasteners



Part No.	Pipe Size	Tube Size
<i>TSE4031.558</i>	1 1/2"	
<i>TSE403T2.058</i>		2 (OD)



Part No.	Pipe Size	Tube Size
TSE4101.558	1 1/2"	
TSE410T2.058		2 (OD)

WARRANTY DETAILS

The information given herein is believed to be reliable. No representations, guarantees, or warranties of any kind are made as to its accuracy, suitability for particular applications, or the results to be obtained therefrom. The information is based on laboratory work with small scale samplings of stock material. Particular conditions of use and reasonable lot-to-lot variations can affect performance.

Our customers should perform their own tests to determine the suitability of any product for their particular purposes. The products in this catalog are warranted to be free from any defect in material and workmanship when delivered. They are otherwise **SOLD WITHOUT WARRANTY, EITHER EXPRESSED OR IMPLIED, INCLUDING ANY WARRANTY, MERCHANTABILITY, OR FITNESS FOR A PARTICULAR PURPOSE.**

Buyer assumes all responsibility for loss or damage arising from the use of our products, whether or not used in accordance with our directions. We shall, in any event, not be liable for incidental or consequential damages. Our sole responsibility shall be to replace any product proven to be defective when delivered. Statements concerning the possible uses of our products are not intended as recommendations to use our products in the infringement of any patent or trademark.

TSE Co.